

Geospace Exploration Project: Arase (ERG)

*三好 由純¹、篠原 育²、高島 健²、浅村 和史²、東尾 奈々²、三谷 烈史²、横田 勝一郎²、笠原 慧³、風間 洋一⁴、Shiang-Yu Wang⁴、平原 聖文¹、笠原 禎也⁵、笠羽 康正⁶、八木谷 聡⁵、松岡 彩子²、小嶋 浩嗣⁷、加藤 雄人⁶、疋島 充²、塩川 和夫¹、関 華奈子³

*Yoshizumi Miyoshi¹, Iku Shinohara², Takeshi Takashima², Kazushi Asamura², Nana Higashio², Takefumi Mitani², Shoichiro Yokota², Satoshi Kasahara³, Yoichi Kazama⁴, Shiang-Yu Wang⁴, Masafumi Hirahara¹, Yoshiya Kasahara⁵, Yasumasa Kasaba⁶, Satoshi Yagitani⁵, Ayako Matsuoka², Hirotugu Kojima⁷, Yuto Kato⁶, Mitsuru Hikishima², Kazuo Shiokawa¹, Kanako Seki³

1. 名古屋大学、2. 宇宙航空研究開発機構、3. 東京大学、4. ASIAA, Taiwan、5. 金沢大学、6. 東北大学、7. 京都大学

1. Nagoya University, 2. JAXA, 3. University of Tokyo, 4. ASIAA, Taiwan, 5. Kanazawa University, 6. Tohoku University, 7. Kyoto University

The ERG (Exploration of energization and Radiation in Geospace) is a geospace exploration project. The project focuses on the geospace dynamics in the context of the cross-energy coupling via wave-particle interactions. The project consists of the satellite observation team, the ground-based network observation team, and integrated-data analysis/simulation team. The Arase (ERG) satellite was successfully launched in December, 2016. Comprehensive instruments for plasma/particles, and field/waves are installed in the ERG satellite to understand the cross-energy coupling system. In the ERG project, several ground-network teams join; magnetometer networks, radar networks, optical imager networks, etc. Moreover, the modeling/simulations play an important role for the quantitative understanding. In this presentation, we will talk about an overview of the Arase (ERG) project.

キーワード：あらせ衛星、ジオスペース、放射線帯

Keywords: Arase, Geospace, radiation belts

Plasma Wave Experiment (PWE) on board the ARASE (ERG) Satellite (Initial Report)

*笠原 禎也¹、笠羽 康正²、小嶋 浩嗣³、八木谷 聡¹、石坂 圭吾⁴、熊本 篤志²、土屋 史紀²、井町 智彦¹、尾崎 光紀¹、松田 昇也⁵、太田 守¹、奥田 拓希¹、疋島 充⁶、加藤 雄人²、松岡 彩子⁶、浅村 和史⁶、高島 健⁶、三好 由純⁵、篠原 育⁶

*Yoshiya Kasahara¹, Yasumasa Kasaba², Hirotsugu Kojima³, Satoshi Yagitani¹, Keigo Ishisaka⁴, Atsushi Kumamoto², Fuminori Tsuchiya², Tomohiko Imachi¹, Mitsunori Ozaki¹, Shoya Matsuda⁵, Mamoru Ota¹, Hiroki Okuda¹, Mitsuru Hikishima⁶, Yuto Katoh², Ayako Matsuoka⁶, Kazushi Asamura⁶, Takeshi Takashima⁶, Yoshizumi Miyoshi⁵, Iku Shinohara⁶

1. 金沢大学、2. 東北大学、3. 京都大学、4. 富山県立大学、5. 名古屋大学、6. 宇宙科学研究所

1. Kanazawa University, 2. Tohoku University, 3. Kyoto University, 4. Toyama Prefectural University, 5. Nagoya University, 6. ISAS/JAXA

The ERG (Exploration of energization and Radiation in Geospace) project is a mission to study acceleration and loss mechanisms of relativistic electrons around the Earth. To achieve comprehensive observations of plasma/particles, fields, and waves, the Plasma Wave Experiment (PWE) is installed on board the ERG satellite to measure electric field in the frequency range from DC to 10 MHz, and magnetic field in the frequency range from a few Hz to 100 kHz. Varieties of operational modes are implemented in the PWE, and the telemetry data consists of several kinds of data such as power spectrum, waveform, spectral matrix and DC E-field. Innovative instruments named S-WPIA (Software-Type Wave Particle Interaction Analyzer) was installed on the satellite to measure energy exchange processes between plasma waves and particles directly, and the PWE will provide raw waveform data to the S-WPIA collaborating with the other scientific instruments.

The PWE will generate two kinds of mission data; nominal data and burst data. The former consists of wave spectra in VLF/HF range and waveforms in ELF range, and will be generated continuously as survey data. The nominal data will be downloaded to the ground. On the other hand, the latter is essentially raw waveform data in VLF range and the data amount is quite huge. They will be once stored in the mission data recorder (MDR) and partial data will be downloaded after data selection. In order to obtain maximum science output, it is very important to check and analyze the nominal data quickly and select valuable data from burst data stored in the MDR.

The ARASE has passed its critical operation phase and we have confirmed successful extension of the wire-probe antennas as well as the masts. The onboard instruments including the PWE are now in the initial check out phase. In the present paper, we introduce the specification of the PWE and its initial data. We also introduce our data processing plan on the ground.

キーワード：プラズマ波動・電場観測器 (PWE)、あらせ (ERG)、内部磁気圏、コーラス、電磁イオンサイクロトロン波、地上データ処理

Keywords: Plasma Wave Experiment (PWE), Arase (ERG), Inner Magnetosphere, Chorus, EMIC, Ground data processing

Initial Report of the High Frequency Analyzer (HFA) onboard the ARASE (ERG) Satellite

*熊本 篤志¹、土屋 史紀²、笠原 禎也³、笠羽 康正¹、小嶋 浩嗣⁴、八木谷 聡⁵、石坂 圭吾⁶、井町 智彦⁷、尾崎 光紀⁵、松田 昇也⁸、栗田 怜⁸、加藤 雄人¹、疋島 充⁹、三好 由純⁸、松岡 彩子⁹、篠原 育⁹

*Atsushi Kumamoto¹, Fuminori Tsuchiya², Yoshiya Kasahara³, Yasumasa Kasaba¹, Hirotsugu Kojima⁴, Satoshi Yagitani⁵, Keigo Ishisaka⁶, Tomohiko Imachi⁷, Mitsunori Ozaki⁵, Shoya Matsuda⁸, Satoshi Kurita⁸, Yuto Katoh¹, Mitsuru Hikishima⁹, Yoshizumi Miyoshi⁸, Ayako Matsuoka⁹, Iku Shinohara⁹

1. 東北大学大学院理学研究科地球物理学専攻、2. 東北大学大学院理学研究科惑星プラズマ・大気研究センター、3. 金沢大学総合メディア基盤センター、4. 京都大学生存圏研究所、5. 金沢大学理工研究研究域、6. 富山県立大学工学部情報システム工学科、7. 金沢大学、8. 名古屋大学宇宙地球環境研究所、9. 宇宙航空研究開発機構宇宙科学研究所

1. Department of Geophysics, Graduate School of Science, Tohoku University, 2. Planetary Plasma and Atmospheric Research Center, Graduate School of Science, Tohoku University, 3. Information Media Center, Kanazawa University, 4. Research Institute for Sustainable Humanosphere, Kyoto University, 5. Institute of Science and Engineering, Kanazawa University, 6. Toyama Prefectural University, 7. Kanazawa University, 8. Nagoya University, 9. Institute of Space and Astronautical Science, Japan Aerospace Exploration Agency

The ERG (Exploration of energization and Radiation in Geospace, ARASE) was launched on December 20, 2016. The purpose of the ERG is to explore the dynamics of the Earth's radiation belt using electric and magnetic field instruments covering a wide frequency range and electron and ion detectors over a wide energy range. New instruments named S-WPIA (Software-Type Wave Particle Interaction Analyzer) was installed on the satellite to measure energy exchange processes between plasma waves and particles directly.

High Frequency Analyzer (HFA) is a subcomponent of the Plasma Wave Experiment (PWE) for observation of radio and plasma waves in a frequency range from 0.01 to 10 MHz. The bandwidth is 1.2 kHz in 0.01-1 MHz, and 12 kHz in 1-10 MHz. The time

In ERG mission, HFA is expected to perform the following observations:

(1) Observation of upper hybrid resonance (UHR) waves in order to determine the electron number density around the spacecraft and provide it to SWPIA.

キーワード：あらせ(ERG)衛星、PWE、HFA

Keywords: The ARASE (ERG) satellite, PWE, HFA

ジオスペース探査衛星あらせ(ERG)搭載磁場観測器 (MGF) の初期観測報告

Initial results of the magnetic field experiment by the magnetometer (MGF) for the ARASE (ERG) mission

*松岡 彩子¹、寺本 万里子²、野村 麗子¹、能勢 正仁³、藤本 晶子⁴、田中 良昌⁵、篠原 学⁶、三好 由純²、塩川 和夫²、長妻 努⁷

*Ayako Matsuoka¹, Mariko Teramoto², Reiko Nomura¹, Masahito Nose³, Akiko Fujimoto⁴, Yoshimasa Tanaka⁵, Manabu Shinohara⁶, Yoshizumi Miyoshi², Kazuo Shiokawa², Tsutomu Nagatsuma⁷

1. 宇宙航空研究開発機構 宇宙科学研究所 太陽系科学研究系、2. 名古屋大学宇宙地球環境研究所、3. 京都大学理学部、4. 九州大学国際宇宙天気科学・教育センター、5. 国立極地研究所、6. 鹿児島工業高等専門学校、7. 情報通信研究機構
1. Research Division for Space Plasma, Institute of Space and Astronautical Science, Japan Aerospace Exploration Agency, 2. Nagoya University, 3. Kyoto University, 4. Kyushu University, 5. National Institute of Polar Research, 6. National Institute of Technology, Kagoshima College, 7. National Institute of Information and Communications Technology

ジオスペース探査衛星「あらせ」(ERG)は、放射線帯の相対論的電子加速メカニズムと、ジオスペースストームの解明を目的とし、2016年12月20日に打ち上げられた。

「あらせ」に搭載された磁場観測器 (MGF) は、(1) 粒子の異方性、プラズマ波動の特性など、あらゆるプラズマ観測の基準となる背景磁場観測 (2) 放射線帯粒子の磁力線を横切る輸送とそれに伴う加速を担う、磁気流体波動観測 (3) 放射線帯の相対論的電子や、環電流のイオンのピッチ角散乱による消失を引き起こすEMIC波動観測 等の研究を行う上で主要となる機器である。「あらせ」は厳しい放射線環境にさらされるため、同じく厳しい放射線環境用に開発された、水星探査機 BepiColombo MMO 搭載磁場観測器 MGF-I を基本にして設計した、フラックスゲート方式磁力計である。

「あらせ」ミッション目的達成のために、 $\pm 8000\text{nT}$ と $\pm 60000\text{nT}$ の2つのダイナミックレンジを持ち、最大256Hzでベクトル磁場を測定する。また、5nT精度の絶対磁場、1度精度の磁場方向の測定を可能とするように、MGFの設計、試験、較正および、衛星と伸展物のアライメント計測、衛星システムのEMC対策を行った。

打ち上げ後、クリティカルフェーズ3中の2017年1月10日(UT)に、MGFの初期チェックアウト運用を行い、機器が正常に動作すること、地上に送られたMGFデータが正常であることを確認した。2017年1月17日(UT)に伸展マストの伸展が完了し、MGFの観測条件はすべて整った。

本講演では、打ち上げ後の機上データ評価、初期観測結果に関する発表を行う。

キーワード：ジオスペース、放射線帯、磁場

Keywords: Geospace, Radiation belt, magnetic field

Preliminary results of the first ERG-ground campaign observation of the inner magnetosphere using the PWING ground network

*塩川 和夫¹、三好 由純¹、大山 伸一郎¹、西谷 望¹、関 華奈子²、大塚 雄一¹、尾崎 光紀³、片岡 龍峰⁴、長妻 努⁵、田中 良昌⁴、篠原 育⁶、能勢 正仁⁷、坂野井 健⁸、土屋 史紀⁸、尾花 由紀⁹、鈴木 臣²²、新堀 淳樹¹、堀 智昭²、門倉 昭⁴、細川 敬祐¹⁰、小川 泰信⁴、Connors Martin¹¹、Ruohoniemi J. Michael¹²、Sterne Kevin¹²、Engebretson Mark¹³、Steinmetz Erik¹³、Murr David¹³、Turunen Esa¹⁴、Manninen Jyrki¹⁴、Kero Antti¹⁴、Raita Tero¹⁴、Ulich Thomas¹⁴、Kozlovsky Alexander¹⁴、Oksanen Arto¹⁵、Back Marko¹⁵、Kauristie Kirsti¹⁶、Watkins Brenton¹⁷、Bristow William¹⁷、Fallen Christopher¹⁷、Karjala Marty¹⁷、Begley Tyler¹⁷、Lessard Marc¹⁸、Shevtsov Boris¹⁹、Poddelsky Igor¹⁹、Baishev Dimitry²⁰、Kurkin Vladimir²¹、Oinats Alexey²¹、Pashinin Alexander²¹

*Kazuo Shiokawa¹, Yoshizumi Miyoshi¹, Shin-ichiro Oyama¹, Nozomu Nishitani¹, Kanako Seki², Yuichi Otsuka¹, Mitsunori Ozaki³, Ryuho Kataoka⁴, Tsutomu Nagatsuma⁵, Yoshimasa Tanaka⁴, Iku Shinohara⁶, Masahito Nose⁷, Takeshi Sakanoi⁸, Fuminori Tsuchiya⁸, Yuki Obana⁹, Shin Suzuki²², Atsuki Shinbori¹, Tomoaki Hori², Akira Kadokura⁴, Keisuke Hosokawa¹⁰, Yasunobu Ogawa⁴, Martin G Connors¹¹, J. Michael Ruohoniemi¹², Kevin Sterne¹², Mark Engebretson¹³, Erik Steinmetz¹³, David Murr¹³, Esa Turunen¹⁴, Jyrki Manninen¹⁴, Antti Kero¹⁴, Tero Raita¹⁴, Thomas Ulich¹⁴, Alexander Kozlovsky¹⁴, Arto Oksanen¹⁵, Marko Back¹⁵, Kirsti Kauristie¹⁶, Brenton Watkins¹⁷, William Bristow¹⁷, Christopher Fallen¹⁷, Marty Karjala¹⁷, Tyler Begley¹⁷, Marc Lessard¹⁸, Boris Shevtsov¹⁹, Igor Poddelsky¹⁹, Dimitry Baishev²⁰, Vladimir Kurkin²¹, Alexey Oinats²¹, Alexander Pashinin²¹

1. 名古屋大学宇宙地球環境研究所、2. 東京大学、3. 金沢大学、4. 国立極地研究所、5. 情報通信研究機構、6. JAXA宇宙科学研究所、7. 京都大学、8. 東北大学、9. 大阪電気通信大学、10. 電気通信大学、11. アサバスカ大学、12. バージニア工科大学、13. アウグスブルグ大学、14. ソダンキュラ地球物理観測所、15. ニロラ観測所、16. フィンランド気象研究所、17. アラスカ大学フェアバンクス校地球物理研究所、18. ニューハンプシャー大学、19. ロシア科学アカデミー極東支部・IKIR研究所、20. ロシア科学アカデミーシベリア支部・IKFIA研究所、21. ロシア科学アカデミーシベリア支部・ISTP研究所、22. 愛知大学

1. Institute for Space-Earth Environmental Research, Nagoya University, 2. University of Tokyo, 3. Kanazawa University, 4. National Institute of Polar Research, 5. National Institute of Information and Communications Technology, 6. Institute of Space and Astronautical Science, Japan Aerospace Exploration Agency, 7. Kyoto University, 8. Tohoku University, 9. Osaka Electro-Communication University, 10. The University of Electro-Communications, 11. Athabasca University, 12. Virginia Tech, 13. Augsburg College, 14. Sodankylä Geophysical Observatory, 15. Nyrola Observatory, 16. Finnish Meteorological Institute, 17. Geophysical Institute, University of Alaska Fairbanks, 18. University of New Hampshire, 19. Institute of Cosmophysical Research and Radiowave Propagation (IKIR), Far Eastern Branch of the Russian Academy of Sciences, 20. Yu.G.Shafer Institute of Cosmophysical Research and Aeronomy (IKFIA), Siberian Branch of the Russian Academy of Sciences, 21. Institute of Solar-Terrestrial Physics (ISTP), Siberian Branch of the Russian Academy of Sciences, 22. Aichi University

Dynamical variation of particles and waves in the inner magnetosphere is one of the most important research topics in recent space physics. The inner magnetosphere contains plasmas in wide energy ranges from below electron volts to Mega-electron volts. These plasmas (electrons and ions) interact with ULF/ELF/VLF waves at frequencies of 0.1 Hz to 10 kHz to cause their energization in the equatorial plane of the magnetosphere and loss into the ionosphere. In order to provide global distribution and quantitative evaluation of the dynamical variation of plasmas and waves in the inner magnetosphere, we have started PWING Project (study of dynamical variation of Particles and Waves in the INner)

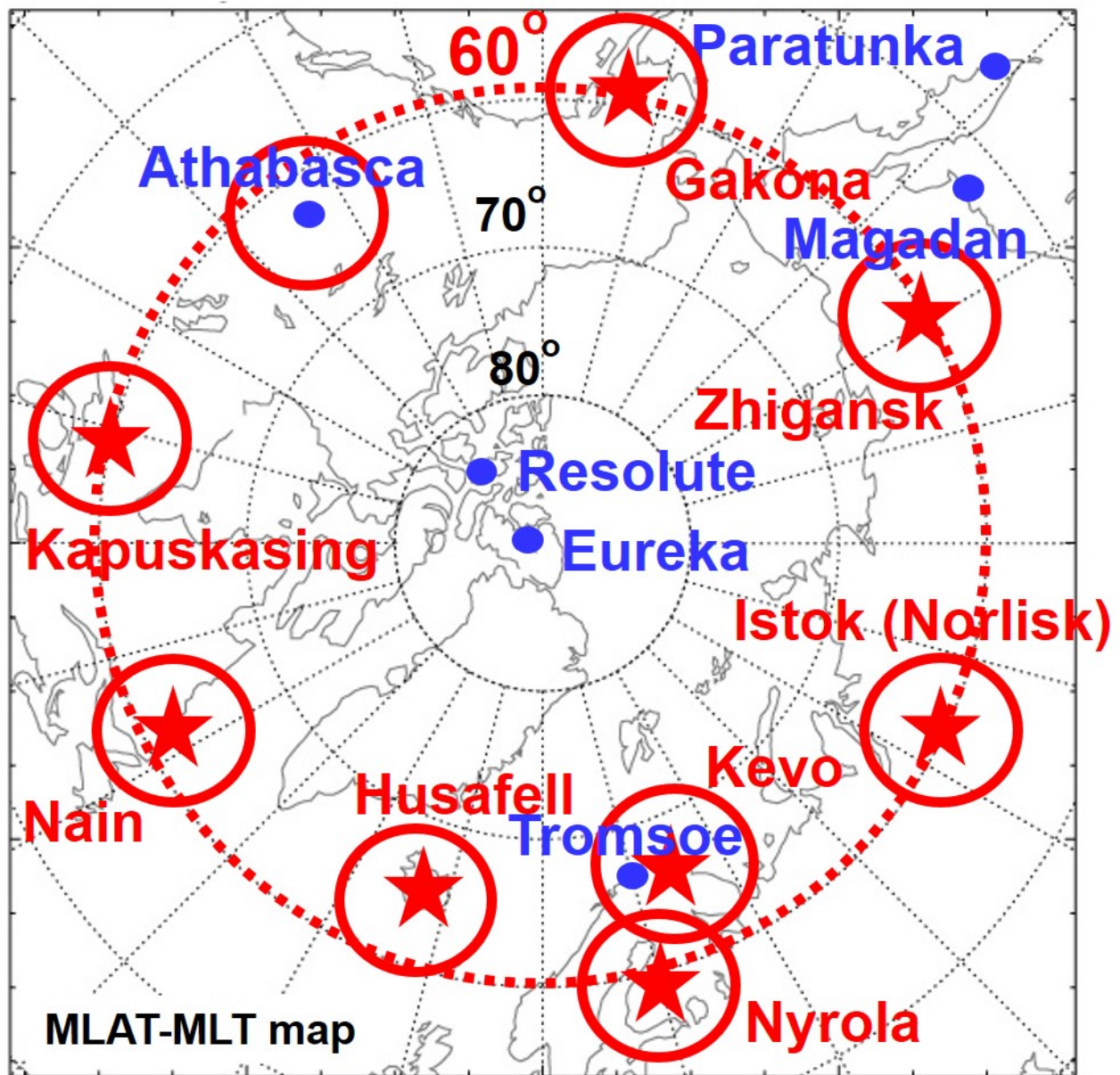
magnetosphere using Ground-based network observations, http://www.isee.nagoya-u.ac.jp/dimr/PWING/PWING_web_e.htm), which will last for 5 years from April 2016, as a Grant-in-Aid for Specially Promoted Research of the Japan Society for the Promotion of Science (JSPS). In this PWING project, we operate all-sky aurora/airglow imagers, 64-Hz sampling induction magnetometers, 40-kHz sampling ELF/VLF receivers, and 64-Hz sampling riometers at 8 stations at ~60 MLAT around the north pole, as well as two EMCCD cameras at two stations. The stations are distributed in Canada, Iceland, Finland, Russia, and Alaska. We combine these longitudinal network observations with the ERG (Arase) satellite, which was launched on December 20, 2016, and global modeling. The first campaign observation of PWING project with the newly-launched ERG satellite is planned in the second half of March 2017. In this presentation, we show preliminary results obtained from this first campaign observations based on the PWING ground network observations of these instruments.

キーワード：内部磁気圏、ERG衛星、PWINGプロジェクト、経度ネットワーク

Keywords: inner magnetosphere, ERG satellite , PWING project , longitudinal network

Ground-based stations of the PWING Project.

● Existing sites ★ New sites



巨大磁気嵐時スロット領域に注入された外帯電子のその場加速と第3放射線帯の形成

Transportation and acceleration of outer belt electrons in the slot region responsible for the formation of new radiation belt during big magnetic storm

*小原 隆博¹

*Takahiro Obara¹

1. 東北大学 惑星プラズマ大気研究センター

1. Planetary Plasma and Atmospheric Research Center, Tohoku University

大磁気嵐に於いて、スロット領域に外帯に存在していた電子が注入される事が遷移軌道の衛星観測によって観測されている(Obara and Matsumoto, 2016 他). そして非常にしばしば、第3放射線帯が形成される事も明らかになっている(Baker et al., 2013).

我々は、スロット領域に注入された電子の、その後の消長について、特に第3放射線帯の形成に注目し、これまでの大磁気嵐時の衛星データを総合的に解析した。我々が明らかにしたい内容は、(1)スロット領域に注入された電子は、その場で更なる加速 (local acceleration) を受けるのか? (2)加速されるとした場合、加速の原因は何か? (3)また、加速を受ける期間はどのように決まるのか? であり、(4)第3放射線帯の形成には、更にどのようなプロセスが働いているのか? についても考察する課題とした。

今回、2つのイベント(1991 March 24-th イベントと2000 July 14-th イベント)について解析した。その結果、電子は、更にその場で加速(local acceleration)を受けていた事が明らかになった。強いVLF波動が発生していた事から、VLF波動が電子を加速したと思われる。また、解析した2つのイベントのどちらにも、L~3付近に第3放射線帯が形成され、2週間程度存在していた。その際、通常の外帯がL~4に生成されたので、放射線帯は3重構造を持つことになったと考えられる。

本研究は、Baker et al. (Science, 2013)を追認するが、第3放射線帯でのその場加速を見出した点が新しいポイントで、VLF波動による電子加速が、L~3という非常に地球に近い領域でも起こっている事を確認した事になる。

キーワード：新放射線帯、スロット領域、電子加速

Keywords: New radiation belt, Slot region, Electron acceleration

Results of wave observations during Cluster Inner Magnetospheric Campaign

*Michael A Balikhin¹, Simon N Walker¹

1. SSL, ACSE, The University of Sheffield, UK

The study of the growth and evolution of waves and structure that typically occur within the inner magnetosphere requires multipoint measurements at small separation distances. The Cluster Inner Magnetosphere Campaign was aimed to provide closely spaced (down to separations of the order of 10^1 km) measurements of waves at high temporal resolution. This enables the investigation of composition of the turbulence, its dispersion, linear and nonlinear processes that contribute to the wave field, and interaction with the local plasma populations. Results of Cluster Inner Magnetospheric Campaign related to Equatorial Noise, EMIC waves and other emissions are reviewed.

Keywords: Magnetosphere, Energetic electrons, wave particle interactions

Coincident Compression Generated EMIC Chorus and Hiss waves

*Alexa Jean Halford^{1,2}, Ian R. Mann³, Ondrej Santolik⁴

1. Dartmouth College, Hanover NH, USA, 2. Goddard Space Flight Center, Annapolis MD, USA, 3. University of Alberta, Edmonton, Alberta, Canada, 4. Charles University, Prague, Czech Republic, Institute of Atmospheric Physics, CAS, Prague, Czech Republic

Electron radiation belt dynamics are controlled by the competition of multiple acceleration and loss mechanisms. Electromagnetic ion cyclotron (EMIC), chorus, and hiss waves have all been implicated as potential loss mechanisms of radiation belt electrons along with Chorus waves proposed as a mechanism for accelerating the lower energy source population to MeV energies. Understanding the relative importance of these waves as well as where and under what conditions they are generated is vital to predicting radiation belt dynamics.

Although the size of the solar wind compression on 9 January 2014 event discussed here was modest, it has given us an opportunity to observe clearly how a magnetospheric compression can lead to the generation of EMIC, chorus, and hiss waves. The ICME generated shock encountered the Earth's magnetosphere on 9 January 2014 at ~20:11 UT, and the Van Allen Probes observe the coincident excitation of EMIC and Chorus waves outside the plasmasphere, and hiss waves inside the plasmasphere. As the shock encountered the magnetosphere, an electric field impulse was observed to generate an increase in temperature anisotropy for both ions and electrons. This increased temperature anisotropy led to increased wave growth on both the ion and electron cyclotron branches. The simultaneous generation of multiple types of waves may lead to significant impacts on the acceleration and loss of radiation belt electrons, especially during geomagnetic compressions observed during substorms, and the storm sudden commencement and main phases of geomagnetic storms, as well as during quiet time sudden impulse events. For example, the excitation of both EMIC and chorus waves at the same place, and at the same time, may complicate studies seeking a causal connection between specific individual plasma wave bursts and observations of particle precipitation into the atmosphere. During this relatively small event BARREL had three payloads in conjunction with the Van Allen Probes, two of the payloads inferred electron precipitation within the energy range typically associated with chorus wave pitch angle scattering. One can hypothesize that with larger and/or longer lasting ICME-shocks, or with a larger initial population of radiation belt electrons, more electron precipitation, and a larger range of energies, may be observed.

Keywords: Plasma Waves, Geomagnetic compression, Electromagnetic Ion Cyclotron waves, Electromagnetic electron cyclotron waves

Modeling of cavity modes and field line resonances in the inner magnetosphere

*Robert L Lysak¹, Yan Song¹, Kazue Takahashi², Colin Waters³, Murray Sciffer³

1. University of Minnesota, 2. Johns Hopkins University Applied Physics Lab, 3. University of Newcastle

Ultra-low-frequency (ULF) waves are a major means to transport energy through the magnetosphere and play an important role in energization and transport of radiation belt particles. In the inhomogeneous inner magnetosphere, ULF waves frequently are affected by the density structure of the magnetosphere as well as by the ionospheric boundary conditions. We have developed a three-dimensional numerical code in dipole geometry to describe the propagation of ULF waves in the inner magnetosphere. In particular, we model the response of the inner magnetosphere to impulsive compressions that occur on the dayside due to shocks impinging on the magnetosphere and on the nightside due to dipolarization fronts during substorms. These compressions can lead to the development of plasmaspheric cavity modes in the inner magnetosphere that have periods of 1-2 minutes. Furthermore, compressional waves can mode convert to shear Alfvén mode field line resonances that stand on field lines when the compressions contain wave power at the frequency corresponding to harmonics of the fundamental wave period. A special case of field line resonances occurs near the terminator during solstice conditions when one end of the field line is sunlit while the other end is in darkness. Under these circumstances, quarter-wave modes can result in which one end of the field line is a node of the electric field while the other end is an antinode. The model results compare favorably with observations from the Van Allen Probe satellites as well as fields measured by ground magnetometers.

Keywords: ULF Wave Modeling, Radiation Belts, Magnetosphere-Ionosphere Coupling

Rapid Variations of Energetic Electron Pitch Angle Distributions and Associated Wave Emissions

*James L Roeder¹, Joseph F. Fennell¹, David Schriver², Nicole Echterling²

1. The Aerospace Corporation, Los Angeles, CA USA, 2. University of California, Los Angeles, CA USA

Injections of energetic electrons into the inner magnetosphere are a common feature of spacecraft observations. The electron flux rises very rapidly and then recovers smoothly to the pre-event level over a period of several hours. Recent high resolution angular measurements by the Magnetic Electron and Ion Spectrometer (MagEIS) instrument on the Van Allen Probes have observed rapid variations in the recovery of the electron pitch angle distributions at energies in range 20-100 keV. These features can take several forms, one of which is peaks in narrow ranges of pitch angle that occur quasiperiodically every few minutes. In many cases, these electron flux bursts appear to correlate with simultaneously detected plasma wave emissions. Fennell et al. [J. Geophys. Res., 2014] reported one such event in which several flux bursts were highly correlated with upper band whistler-mode chorus waves. One difficulty with identifying and cataloging these events is the obscuration of the rapid variations by the slow trends of the background plasma. Algorithms are being developed to detrend the electron flux by subtracting out this slowly varying background and revealing the rapid burst features. Use of this procedure shows that the rapid variations in pitch angle distributions are a common feature of substorm-generated electron injections in the inner magnetosphere. Over 400 such events have been identified with more 3000 individual pitch angle featured detected. The characteristics of the bursts and associated waves are being cataloged, including the energy and pitch angle of the electron bursts, the anisotropy of the background plasma, the wave frequency and mode, the observation location, and the geomagnetic conditions during the events.

Keywords: Plasma waves, Energetic electrons, Substorm particle injections

One year comparison of lighting activity and variations in electron fluxes of the inner radiation belt

*Claudia Martinez Calderon^{1,2}, Jacob Bortnik², Wen Li^{3,2}, Harlan Spence⁴, Emma Douma⁵, Craig Rodger⁵

1. Department of Geophysics, Tohoku University, Sendai, Japan, 2. University of California Los Angeles, California, USA, 3. Boston University, Massachusetts, USA, 4. University of New Hampshire, New Hampshire, USA, 5. University of Otago, Dunedin, New Zealand

In the radiation belts, energetic electrons with energies above 100 keV undergo cyclotron resonant interactions with whistler-mode plasma waves. These wave-particle interactions lead to either acceleration or loss of particles by energy diffusion or pitch angle scattering. Lightning discharges are known to radiate electromagnetic energy over a wide range of latitudes around their source. Part of this energy propagates in the whistler-mode through the ionospheric plasma and can then interact with electrons in the radiation belts causing whistler-induced electron precipitation. There have been several studies that focus on the effects of these whistler-induced precipitation and their immediate relationship to lightning strikes [Rodger et al. (2004), Clilverd et al. (2004)]. However, there is little research that concentrates on the long-term effects of these electron losses on the population of the inner radiation belts. In this study, we use data from the World Wide Lightning Location Network (WWLLN), continuously monitoring global lightning since 2004, to examine one year of lightning data (January to December 2013) and locate the L-shells with strong lightning activity. Then we use the Energetic Particle, Composition, and Thermal Plasma Suite (ECT) from both Van Allen Probes (RBSP-A and -B) to measure electron fluxes in the inner radiation belt at the L-shells of strong lightning activity. We examine the influence that lightning activity has on long-term electron precipitation using RBSP trapped omnidirectional fluxes, as well as pitch angle distributions, dayside/nightside differences and geomagnetic activity. We use several case studies in order to quantify the loss effects to the radiation belts due to lightning activity.

Keywords: Lightning, Inner radiation belt, whistler induced precipitation, electron loss

Recent Science Highlights of the Van Allen Probes Mission

*Aleksandr Y Ukhorskiy¹

1. Johns Hopkins University Applied Physics Laboratory

The morning of 30 August 2012 saw an Atlas 5 rocket launch NASA's second Living With a Star spacecraft mission, the twin Radiation Belt Storm Probes, into an elliptic orbit cutting through Earth's radiation belts. Renamed the Van Allen Probes soon after launch, the Probes are designed to determine how the highly variable populations of high-energy charged particles within the radiation belts, dangerous to astronauts and satellites, are created, respond to solar variations, and evolve in space environments. The Van Allen Probes mission extends beyond the practical considerations of the hazard's of Earth's space environment. Twentieth century observations of space and astrophysical systems throughout the solar system and out into the observable universe have shown that the processes that generate intense particle radiation within magnetized environments such as Earth's are universal. During its mission the Van Allen Probes verified and quantified previously suggested energization processes, discovered new energization mechanisms, revealed the critical importance of dynamic plasma injections into the innermost magnetosphere, and used uniquely capable instruments to reveal inner radiation belt features that were all but invisible to previous sensors. This paper gives a brief overview of the mission, presents some recent science highlights, and discusses plans for the extended mission.

Keywords: Inner magnetosphere, Radiation belts, Space weather

Multipoint Observations of Cavity Mode Oscillations Excited by an Interplanetary Shock

*Kazue Takahashi¹, Robert L Lysak², Massimo Vellante³, Craig Kletzing⁴, John John Wygant², Charles W Smith⁵, Vassilis Angelopoulos⁶, Howard J Singer⁷

1. The Johns Hopkins University Applied Physics Laboratory, USA, 2. School of Physics and Astronomy, University of Minnesota, USA, 3. Physics Department, University of L' Aquila Via Vetoio, Italy, 4. Department of Physics and Astronomy, University of Iowa, USA, 5. Physics Department and Space Science Center, University of New Hampshire, USA, 6. Institute of Geophysics and Planetary Physics/Earth, Planetary and Space Sciences, UCLA, USA, 7. Space Weather Prediction Center, National Oceanic and Atmospheric Administration, USA

Cavity mode oscillations (CMOs) are basic magnetohydrodynamic eigenmodes of the magnetosphere predicted by theory. Excitation of CMOs is expected when an interplanetary shock impulsively compresses the magnetosphere, but observational studies of shock-induced CMOs have been sparse. We present a case study of a dayside ULF wave event that exhibited CMO properties. The event occurred when an interplanetary shock impacted the magnetosphere at 0829 UT on 15 August 2015. The shock was observed in the solar wind by THEMIS-B and -C, and magnetospheric ULF waves were observed by multiple spacecraft including Van Allen Probes-A and -B, THEMIS-D, -E, and -A, GOES-13 and -15, and ETS-VIII. The Van Allen Probes were located in the dayside plasmasphere at $L=1.5$ and $L=2.4$, and both spacecraft detected compressional poloidal mode oscillations at ~ 13 mHz (fundamental) and ~ 26 mHz (second harmonic). At both frequencies, the compressional component of the magnetic field led the azimuthal component of the electric field by ~ 90 degrees. The frequencies and the phase delay are in good agreement with CMOs generated in a dipole magnetohydrodynamic simulation that incorporates a realistic plasma mass density distribution and an ionospheric boundary condition. The poloidal oscillations were also detected on the ground by the European quasi-Meridional Magnetometer Array, providing additional evidence for the global nature of the waves.

Keywords: Cavity mode oscillations, Interplanetary shock, Observation and simulation

Occurrence of EMIC waves and plasmaspheric plasmas derived from THEMIS observations in the outer magnetosphere

*Khan-Hyuk Kim¹, Gi-Jeong Kim¹, Dong-Hun Lee¹

1. School of Space Research, Kyung Hee University

We have statistically studied the relationship between electromagnetic ion cyclotron (EMIC) waves and cold plasmaspheric plasma (N_{sp}) in the L range of 6-12 using the Time History of Events and Macroscale Interactions during Substorms (THEMIS) data for 2008-2011. The important observational results are as follows: (1) Under quiet geomagnetic conditions ($Kp = 0-1$), the maximum occurrence rate of the hydrogen (H) band EMIC waves appears in the early morning sector (0600-0900 MLT) at the outermost region ($L = 10-12$). (2) Under moderate and disturbed conditions ($Kp > 2$), the H-band occurrence rate is higher in the morning-to-early afternoon sector for $L > 10$. (3) The high occurrence region of helium (He) band waves for $Kp = 0-1$ varies from $L = 7$ to 12 in radial distances along the local time (i.e., at $L \sim 7$ near noon and at $L = 8-12$ near late afternoon). (4) The He-band waves for $Kp > 2$ are mainly localized between 1200 and 1800 MLT with a peak around 1500-1600 MLT at $L = 8-10$. (5) N_{sp} is much higher for the He-band intervals than for the H-band intervals by a factor of 10 or more. The He-band high occurrence appears at a steep N_{sp} gradient region. (6) The morning-afternoon asymmetry of the normalized frequency seen both in H and He bands is similar to the asymmetric distribution of N_{sp} along the local time. These observations indicate that the cold plasma density plays a significant role in determining the spectral properties of EMIC waves. We discuss whether a morning-afternoon asymmetry of the EMIC wave properties can be explained by the spatial distribution of cold plasmaspheric plasma.

Keywords: EMIC waves, Plasmaspheric plasma

Nature's Grand Experiment: Linkage Between Magnetospheric Convection, Substorms, and the Radiation Belts

*Craig J Rodger¹, Kathy Cresswell-Moorcock¹, Mark A. Clilverd²

1. Department of Physics, University of Otago, Dunedin 9016, New Zealand, 2. British Antarctic Survey (NERC), Madingley Road, Cambridge, CB3 0ET, United Kingdom

The solar minimum of 2007-2010 was unusually deep and long-lived. In the later stages of this period the electron fluxes in the radiation belts dropped to extremely low levels. The flux of relativistic electrons (>1 MeV) was significantly diminished, and at times were below instrument thresholds both for spacecraft located in geostationary orbits and also those in low-Earth orbit. This period has been described as a natural "grand experiment" allowing us to test our understanding of basic radiation belt physics and in particular the acceleration mechanisms which lead to enhancements in outer belt relativistic electron fluxes.

Here we test the hypothesis [1] that processes driven by magnetospheric convection initiate repetitive substorm onsets, which in turn triggers enhancement in whistler mode chorus that accelerates radiation belt electrons to relativistic energies. Conversely, individual substorms would not be associated with radiation belt acceleration. Contrasting observations from multiple satellites of energetic and relativistic electrons with substorm event lists, as well as chorus measurements, shows that the data are consistent with the hypothesis.

We show that repetitive substorms are associated with enhancements in the flux of energetic and relativistic electrons and enhanced whistler mode wave intensities. Our finding is consistent with the recent RBSP case studies [2], which suggested that substorms were the trigger for chorus which lead to acceleration of radiation belt electrons to relativistic energies. However, in our study we see a two stage chorus wave power enhancement, the first starts slightly before the repetitive substorm epoch onset, suggesting that magnetospheric convection leading the chorus activity may be the trigger. This conclusion requires some care, as the second and strongest enhancement in chorus is very slightly after the onset, complicating the picture.

During the 2009/2010 period the only relativistic electron flux enhancements that occurred were preceded by repeated substorm onsets, consistent with enhanced magnetospheric convection and repetitive substorms as a trigger for outer radiation belt electron acceleration. This work has been recently published in JGR [3].

References

- Lyons, L. R., D.-Y. Lee, R. M. Thorne, R. B. Horne, and A. J. Smith, *J. Geophys. Res.*, 110, A11202, doi:10.1029/2005JA011254 (2005)
- Jaynes, A. N., et al., *J. Geophys. Res. Space Physics*, 120, 7240–7254, doi:10.1002/2015JA021234 (2015).
- Rodger, C. J., K. Cresswell-Moorcock, and M. A. Clilverd, *J. Geophys. Res. Space Physics*, 121, 171–189, doi:10.1002/2015JA021537 (2016).

Keywords: outer radiation belt, electron acceleration, coupling processes, whistler mode chorus

Relativistic electron flux dropout due to field line curvature during the storm on 1 June 2013

*Suk-Bin Kang¹, Mei-Ching Fok¹, Mark Engebretson², Wen Li³

1. NASA Goddard Space Flight Center, 2. Augsburg College, 3. Boston University

A relativistic flux dropout is a sudden and significant decrease in the relativistic electron (> 1 MeV) population of the outer radiation belt occurring over timescales of a few hours. A significant dropout of relativistic electrons was observed by Van Allen Probes during the storm main phase on June 1, 2013. During the same period, MeV electron precipitation with isotropic pitch-angle distribution was also observed from POES but no EMIC waves were detected from either space- or ground-based magnetometers. Based on Tsyganenko empirical magnetic field model, magnetic field lines are highly non-dipolar and stretched at the night side in the inner magnetosphere. This condition can break the first adiabatic invariant (conservation of magnetic moment) and generate pitch-angle scattering of relativistic electron to the loss cone. To understand the relative roles of different physical mechanisms on this dropout event, we simulate flux and phase space density of relativistic electrons with event specific plasma wave intensities using the Comprehensive Inner Magnetosphere and Ionosphere (CIMI) model. We also employ pitch-angle scattering due to field line curvature in the CIMI model. We re-configure magnetic field every minute and update electric field every 20 seconds to capture convective and diffusive radial transport. CIMI-simulation with pitch-angle scattering due to field line curvature shows more depletion of relativistic electron fluxes and better agreement to observation. We conclude that pitch-angle scattering due to field line curvature is one of the dominant processes for the relativistic electron flux dropout.

Keywords: relativistic electron dropout, loss, field line curvature

Van Allen Probes observation of plasmaspheric electron acceleration by ULF waves at the plasmaspheric boundary layer

*Jie Ren^{1,2}, Qiugang Zong¹, Yoshizumi Miyoshi², Xuzhi Zhou¹, Yongfu Wang¹, Robert Rankin³

1. Institute of Space Physics and Applied Technologies, Peking University, 2. Institute for Space-Earth Environmental Research, Nagoya University, 3. Department of Physics University of Alberta Edmonton, AB, Canada

In this study, we report the plasmaspheric electron acceleration caused by drift-bounce resonance with ULF waves at the plasmaspheric boundary layer. Long-lasting ULF waves in the period of about 1 min, identified as second harmonic mode, were observed by Van Allen Probe B during two successive orbits. During ULF wave appearance, both plasmaspheric electrons (<200 eV) and energetic protons (10-20 keV) showed bi-directional pitch angle signature, which is caused by drift-bounce resonance with $N=1$. And the averaged plasmaspheric electron flux enhanced up to 5 times of that when there were no ULF waves. Based on multi-spacecraft observation using two Van Allen Probes, two GOES satellites (GOES 13 and GOES15) and MMS 1, these ULF waves mainly distributed in the duskside, and MMS 1 observed no external sources when travelling inbound and outbound in the magnetosphere, which suggests that these ULF waves were excited through drift-bounce resonant instability caused by substorm-injected energetic protons.

Keywords: Plasmaspheric electron acceleration, ULF waves, Drift-bounce resonance, Wave exciting mechanism, Multi-spacecraft observation

Spectral structures of energetic electrons in the inner magnetosphere

*Jichun Zhang¹, Cristian P. Ferradas¹, Emily M. Mello¹, Vania K. Jordanova², Harlan E. Spence¹, Brian A. Larsen², Geoffrey G. Reeves², Ruth M. Skoug², Herbert O. Funsten²

1. University of New Hampshire, 2. Los Alamos National Laboratory

Electron spectral structures in the energy-time flux spectrograms are the observational signatures of electron acceleration, transport, and loss in the global magnetosphere. Combining *in situ* measurements with backward particle drift path simulations, we studied electron spectral structures in the inner magnetosphere before and during the 1 June 2013 storm (min. $Dst = -119$ nT). For the purpose of comparison, proton results were also included. Electron spectral structures were less dynamic during storm time than quiet time, because deeper transport and more enhanced fluxes smeared the spectral structures. Electron injection depth and some spectral features were fairly well reproduced with the Weimer96 electric field and the dipole magnetic field. Although always drifting eastward, electrons could still display multiple spectral structures. Their formation was attributed to “drift resonance”, i.e., electrons with different energies drifting around the Earth by a different number of loops. Pitch angle scattering loss played an important role in the formation of electron spectral features.

Keywords: Magnetospheric configuration and dynamics, Plasma convection, Plasma sheet, Ring current, Solar wind/magnetosphere interactions

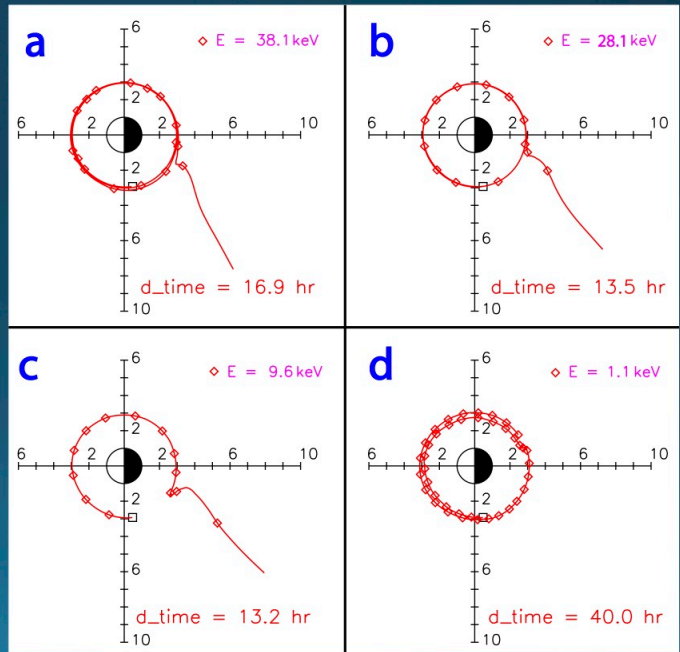
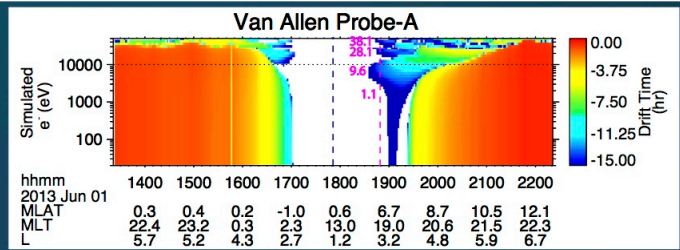
Formation of Multiple Electron "Noses"

Backward Drift Path Tracings at 1850:48 UT:

- Start at L = 3.0 & MLT = 18.6
- End at L = 10.0 or Drift Time (**d_time**) > 40 hrs

Drift Paths:

- 38.1 keV: (2, 3) loops
- 28.1 keV: (1, 2) loops
- 9.6 keV: < 1 loop
- 1.1 keV: trapped, i.e., no access to the tailward source region



Recent progresses in understanding the contribution of EMIC waves to radiation belt electron scattering

*Binbin Ni¹, Xing Cao¹, Danny Summers², Song Fu¹, Jacob Bortnik³, Xin Tao⁴, Yuri Shprits⁵

1. Wuhan University, 2. Memorial University of Newfoundland, 3. University of California, Los Angeles, 4. University of Science and Technology of China, 5. German Research Centre For Geosciences

Resonant wave-particle interactions are long thought as a fundamental cause driving the dynamic variability of Earth's electron radiation belts. In terms of violating one or more adiabatic invariants, magnetospheric waves have been regarded as a necessary agent to transfer energies between different populations of particles. This presentation focuses on some recent progresses in understanding the electron scattering effects of EMIC waves. While cyclotron resonant electron scattering by EMIC waves has been well studied and found to be a potentially crucial electron scattering mechanism, the recent investigation demonstrates that bounce resonant electron scattering may also be very important in a manner to resonate with near-equatorially mirroring electrons over a wide range of L-shells and energies. It is strongly suggested that bounce resonance scattering by EMIC waves should be incorporated into future modeling efforts of radiation belt electron dynamics.

Keywords: Earth's radiation belts, resonant wave-particle interactions, EMIC waves

Observational and numerical studies about frequency chirping of chorus waves

*Xin Tao¹, Shanchun Teng¹

1. University of Science and Technology of China

The underlying physical mechanism of the nonlinear frequency chirping of whistler mode chorus waves has been investigated for more than fifty years; nevertheless, a consensus has yet to be reached. In this talk, we will present some of our recent observational studies about the dependence of the chorus wave frequency chirping rate on both background plasma parameters and wave amplitude. Comparison with different previously published theoretical models will be given. We will also present numerical simulation demonstrating the amplitude modulation of chorus waves that has also been found in observation. With phase space diagnostics, we suggest that the amplitude modulation is caused by phase space trapping of resonant particles.

Keywords: chorus waves, frequency sweep rate

Landau Resonance Acceleration of MeV Electrons by Obliquely Propagating Whistler-mode Chorus Emissions

*大村 善治¹、謝 怡凱¹、フォスター ジョン²、エリックソン フィリップ²、クレツィング クレイグ³、ベイカー ダニエル⁴

*Yoshiharu Omura¹, Yikai HSIEH¹, John C Foster², Philip J Erickson², Craig A Kletzing³, Daniel N Baker⁴

1. 京大生圏研究所、2. マサチューセッツ工科大学、3. アイオワ大学、4. コロラド大学

1. Reserach Institute for Sustainable Humanosphere, Kyoto University, 2. Haystack Observatory, Massachusetts Institute of Technology, 3. Department of Physics and Astronomy, University of Iowa, 4. Laboratory for Atmospheric and Space Physics, University of Colorado

A recent analysis of wave and particle data obtained by the Van Allen Probes [Foster et al., 2017] demonstrates highly efficient acceleration of relativistic electrons by whistler-mode chorus emissions. The analysis identified that the acceleration is mostly due to the cyclotron resonance of relativistic electrons with chorus emissions propagating quasi-parallel to the ambient magnetic field. As the energy of an electron becomes relativistic (1 - 2 MeV), the parallel resonance velocity approaches zero near the equator, where nonlinear trapping of resonant electrons becomes possible, resulting in relativistic turning acceleration [Omura et al., 2007]. The detailed subpacket analysis shows that there arises a parallel wave electric field that can trap energetic electrons through Landau resonance. A recent test particle simulation [Hsieh and Omura, 2017], however, shows that the perpendicular wave electric field can also play a significant role in trapping and accelerating relativistic electrons through Landau resonance. We present a theoretical analysis of the Landau resonance acceleration, and verify it by the subpacket analysis of chorus emissions observed by Van Allen Probes. We compare the efficiencies of accelerations by the cyclotron resonance and the Landau resonance.

References:

- [1] Foster, J. C., P. J. Erickson, Y. Omura, D. N. Baker, C. A. Kletzing, S. G. Claudepierre, Van Allen Probes Observations of Prompt MeV Radiation Belt Electron Acceleration in Non-Linear Interactions with VLF Chorus, *J. Geophys. Res. Space Physics*, doi: 10.1002/2016JA023429, 2017.
- [2] Omura, Y., N. Furuya, D. Summers, Relativistic turning acceleration of resonant electrons by coherent whistler-mode waves in a dipole magnetic field, *J. Geophys. Res.*, Vol. 112, A06236, doi:10.1029/2006JA012243, 2007.
- [3] Hsieh, Y.-K, and Y. Omura, Nonlinear dynamics of electrons interacting with oblique whistler-mode chorus in the magnetosphere, *J. Geophys. Res. Space Physics*, 10.1002/2016JA022891, 2017.

キーワード：波動粒子相互作用、放射線帯、粒子加速

Keywords: wave-particle interaction, radiation belts, particle acceleration

Formation process of outer radiation belt electron flux through interaction with lower-band chorus emissions with subpacket structures

*久保田 結子¹、大村 善治¹

*Yuko Kubota¹, Yoshiharu Omura¹

1. 京大生圏研究所

1. Research Institute for Sustainable Humanosphere, Kyoto University

We perform test particle simulations of relativistic acceleration processes of energetic electrons interacting with chorus emissions with sub-packet structures. Recent analyses of whistler-mode chorus emissions observed by spacecraft show that a wave packet of a rising-tone chorus element consists of many sub-packets with gradually increasing frequencies [Santolik *et al.*, JGR, 2014; Foster *et al.*, JGR 2017]. The strong modulation of the wave amplitude affects dynamics of resonant electrons, making them detrapped from the wave potential or entrapped into it. We set up two wave models, i.e., a chorus element with and without subpacket structures. We compare the acceleration efficiencies in the two different wave models by tracing the formation processes through many interactions with the wave packets of chorus emissions based on the Green's function method proposed by Omura *et al.* [JGR 2015]. In both cases, resonant electrons undergoing the cyclotron resonance with the waves are efficiently accelerated by nonlinear wave trapping. In the case of the wave model with the subpacket structure, a larger number of electrons are entrapped into the wave potentials, while the acceleration efficiency in energy is decreased due to shorter interaction. In the case of the wave model without the subpackets, the acceleration efficiency in energy is much higher while the number of electrons undergoing the acceleration is decreased. Eventually the total acceleration efficiencies in forming the relativistic electron flux are not much different in the two different wave models. In both cases, we find formation of butterfly distributions of MeV electrons.

キーワード：放射線帯、コーラス、加速、相対論的電子

Keywords: radiation belt, chorus, acceleration, relativistic electron

Van Allen Probes Observations of Particle Injections and ULF Waves During Lapping Events

*Hyomin Kim¹, Louis Lanzerotti¹, Andrew Gerrard¹, Khan-Hyuk Kim², Dae-Young Lee³, Rualdo Soto-Chavez¹, Ross Cohen¹, Craig Kletzing⁴, Jerry W Manweiler⁵

1. Center for Solar-Terrestrial Research, New Jersey Institute of Technology, USA, 2. School of Space Research, Kyung Hee University, S. Korea, 3. Department of Astronomy and Space Science, Chungbuk National University, S. Korea, 4. Department of Physics and Astronomy, The University of Iowa, USA, 5. Fundamental Technologies, LLC, USA

The twin Van Allen Probes mission provides unique data sets for the studies of radiation belt and ring current dynamics thanks to their orbit configuration and coverage, and state of the art instrumentation with high energy and time resolutions. This study presents mid- to high-energy particle injection and wave events associated with storm and substorm activities when the twin spacecraft were very close to each other (called “lapping event”). The lapping events enable us to investigate the wave-particle interaction on an unprecedented spatial and temporal scale. The events presented here show that mid-energy (a few to hundreds of keV) injected particles provide energy to generate electromagnetic ion cyclotron (EMIC) and ultra low frequency (ULF) waves, resulting in scattering of high-energy (a few MeV) electrons in the radiation belt. Clear one-to-one correspondence between waves and particles with high energy and time resolution is demonstrated. Because of the spacecraft’s lapping during multiple consecutive fly-bys, detailed spatial and temporal structures of the wave-particle interaction are revealed.

Keywords: Ring current, ULF waves, injection

Energetic ring current proton spectra measured by the Van Allen Probes

*Danny Summers¹, Run Shi²

1. Memorial University of Newfoundland, 2. Wuhan University

We examine two geomagnetic storm periods, namely March 17-20, 2013 and March 17-20, 2015, and analyze proton spectra measured by the Radiation Belt Storm Probes Ion Composition Experiment (RBSPICE) on board the Van Allen Probes. In particular, we consider the most intense proton spectra over the energy range 50 - 600 keV, for outer-zone L-shells, during these storm periods. Recent theory has been developed to model the limitation of energetic ring current ion spectra resulting from the action of pitch-angle scattering by electromagnetic ion cyclotron (EMIC) waves. The theory suggests that a limiting (extreme) spectrum is achieved when the EMIC waves acquire a certain gain over a given convective length scale for all frequencies over which wave growth occurs. We obtain the theoretical limiting spectrum numerically, and also show that the limiting spectrum varies as $1/E$ for large kinetic energy E . Comparison of the observed extreme proton spectra with the corresponding numerical limiting spectra provides evidence that the extreme spectra are controlled by EMIC wave scattering.

Keywords: ring current protons, extreme proton spectra, Van Allen Probes