

Earth-Affecting CMEs and Associated Geomagnetic Storms

*Yuming Wang¹, Chenglong Shen¹, Yutian Chi¹

1. University of Science and Technology of China

Initially Earth-directed coronal mass ejections (CMEs), which usually look like a halo from the Earth, are believed to be the most probable candidates of Earth-affecting CMEs. However, not all of initially Earth-directed CMEs can encounter the Earth, and moreover, not all of Earth-encountered CMEs can cause a geomagnetic storm. In this talk, starting from a sample of full halo CMEs during 1997 March –2012 May, we show that (1) even for full halo CMEs, they were not necessary to propagate along the Sun-Earth line; the deviation angle could be larger than 45 degrees, (2) the apparent speed observed in a coronagraph may differ largely from the true value for the CMEs propagating within 45 degrees of the Sun-Earth line and slower than 900 km/s, (3) the deflection and interaction of CMEs in interplanetary space may further influence the possibility of a CME encountering the Earth as well as their Earth-arrival time. Further, by investigating the ICMEs and Dst index from 1995 to 2015, we show the statistical properties of these Earth-encountered CMEs and their capability in causing geomagnetic storms. Although isolated CMEs are the major source of geomagnetic storms, shock-CME interacting structures demonstrate an increasing role in causing stronger geomagnetic storms.

Keywords: coronal mass ejections, geomagnetic storms, space weather

Deflection and distortion of CME internal magnetic flux rope due to the interaction with a structured solar wind

*塩田 大幸¹、伊集 朝哉¹、林 啓志^{1,2}、藤木 謙一¹、徳丸 宗利¹、草野 完也¹

*Daikou Shiota¹, Tomoya Iju¹, Keiji Hayashi^{1,2}, Ken'ichi Fujiki¹, Munetoshi Tokumaru¹, Kanya Kusano¹

1. 名古屋大学 宇宙地球環境研究所、2. National Space Science Center, Chinese Academy of Sciences

1. Institute for Space-Earth Environmental Research, Nagoya University, 2. National Space Science Center, Chinese Academy of Sciences

The dynamics of CME propagation is strongly affected by the interaction with background solar wind.

Wang et al. (2004) suggested that a fast CME that encounters a preceding slow wind stream subjects to eastward deflection due to Parker spiral structure of the solar wind. This interaction strongly affects the arrival of a CME to the Earth, especially the arrival of its internal magnetic flux rope.

To understand the interaction between a CME and background solar wind, we performed three-dimensional MHD simulations of the propagation of a CME with internal twisted magnetic flux rope into a structured bimodal solar wind. We compared three different cases in which an identical CME is launched into an identical bimodal solar wind but the launch dates of the CME are different. Each position relative to the boundary between slow and fast solar winds becomes almost in the slow wind stream region, almost in the fast wind stream region, or in vicinity of the boundary of the fast and slow solar wind streams, which grows to CIR. It is found that the CME is most strongly distorted and deflected eastward in the case near the CIR, in contrast to the other two cases. The maximum strength of southward magnetic field at the Earth position is also highest in the case near CIR. The results are interpreted that the dynamic pressure gradient due to the back reaction from pushing the ahead slow wind stream and due to the collision behind fast wind stream hinders the expansion of the CME internal flux rope into the direction of the solar wind velocity gradient. As a result, the expansion into the direction to the velocity gradient is slightly enhanced and results in the enhanced deflection and distortion of the CME and its internal flux rope. These results support the pileup accident hypothesis proposed by Kataoka et al. (2015) to form unexpectedly geoeffective solar wind structure.

キーワード：宇宙天気、太陽風、コロナ質量放出、共回転相互作用領域、MHDシミュレーション

Keywords: space weather, solar wind, coronal mass ejection, Corotation interaction region, MHD simulation

Earth-Affecting Coronal Mass Ejections Without Obvious Low Coronal Signatures

*Nariaki Nitta¹, Tamitha Mulligan²

1. Lockheed Martin Advanced Technology Center, 2. The Aerospace Corporation

We present a study of the origins of coronal mass ejections (CMEs) that were not accompanied by obvious low coronal signatures (LCSs) and yet were responsible for appreciable disturbances at 1 AU. These CMEs characteristically start slowly. In several examples, EUV images taken by the Atmospheric Imaging Assembly (AIA) on board the Solar Dynamics Observatory (SDO) reveal coronal dimming and large-scale brightening when we make difference images with long enough temporal separations, which are commensurate with the slow initial development of the CME. Data from the EUV Imager and COR coronagraphs of the Sun Earth Connection Coronal and Heliospheric Investigation (SECCHI) on the Solar Terrestrial Relations Observatory (STEREO), which provide the limb views of Earth-bound CMEs, greatly help us limit the time interval in which the CME forms and undergoes initial acceleration. For other CMEs, we find similar but weaker LCSs, and only with lower confidence. It is noted that even these less clear events may result in unambiguous flux rope signatures in in situ data at 1 AU. There is a tendency that the CME source regions are located near coronal holes or open field regions. This may have implications for both the initiation of the stealthy CME in the corona and its outcome in the heliosphere.

Keywords: Coronal Mass Ejections, Solar Corona, Extreme Ultraviolet Radiation, Solar Dynamics Observatory, Solar Terrestrial Relations Observatory, Geomagnetic Storms

All CMEs Originating Near the Disk Center of the Sun Do Not Arrive at Earth: Why?

*秋山 幸子^{1,2}、八代 誠司^{1,2}、ゴパルスワーミー ナット²、^{1,2}、マケラ ペルティ^{1,2}、ケイ クリス
ティナー^{3,2}

*Sachiko Akiyama^{1,2}, Seiji Yashiro^{1,2}, Nat Gopalswamy², Hong Xie^{1,2}, Pertti Mäkelä^{1,2}, Christina
Kay^{3,2}

1. 米国カトリック大学、2. NASA ゴダード研究所、3. USRA

1. Catholic University of America, 2. NASA GSFC, 3. University Space Research Association

Coronal Mass Ejections (CMEs) originating from close to the disk center of the Sun are expected to arrive at Earth and cause space weather effects. However, not all such CMEs arrive at Earth (Gopalswamy et al. 2012, JGR 117, A08106). In this paper, we consider all wide CMEs (width 60 degrees) in the period 2009 October to 2012 July. During this period, STEREO A/B spacecraft had side views of these CMEs at angles from +/- 60 to +/- 120 degrees, so the CME kinematics can be measured accurately. The solar sources of the CMEs had Central Meridian Distance 30 degrees. We tracked 232 such CMEs using SOHO and STEREO coronagraph data to see whether or not they impacted Earth. We also used in situ data from SOHO/Wind/ACE to check Earth arrival. We found that 1) 34% (79/232) of CMEs faded out before reaching Earth, 2) 29% (67/232) of CMEs arrived at Earth, 3) 25% (57/232) were captured by following faster CMEs, and 4) 13% (29/232) of CMEs left the ecliptic plane. The Earth-arriving CMEs (603 km/s) were faster (in the COR1 to COR2 FOV) than the fading-out CMEs (307 km/s). The Earth-arriving CMEs show a wider range (64-2046 km/s) speeds than the fading out events (98-790 km/s). Among the Earth-arriving CMEs, 45% (30/67) had magnetic cloud signatures based on ACE data. ICME ejecta and complex signatures were found in 37% (25/67) and 9% (6/67), respectively. Six Earth-arriving CMEs did not show any in situ signature. We also investigated the geoeffectiveness of the Earth-arriving CMEs and found that only 3% (2/67) and 27% (18/67) had Dst index -100 nT and -50 nT, respectively.

キーワード：コロナ質量放出、宇宙天気

Keywords: Coronal Mass Ejections, Space Weather

惑星間コロナ質量放出のシース蓄積伝搬

Sheath-Accumulating Propagation of Interplanetary Coronal Mass Ejection

高橋 卓也¹、*柴田 一成¹takuya takahashi¹, *Kazunari Shibata¹

1. 京都大学理学部附属花山天文台

1. Kwasan Observatory, Faculty of Science, Kyoto University

Fast interplanetary coronal mass ejections (interplanetary CMEs, or ICMEs) are the drivers of strongest space weather storms such as solar energetic particle events and geomagnetic storms. The connection between space weather impacting solar wind disturbances associated with fast ICMEs at Earth and the characteristics of energetic CMEs observed near the Sun is a key question in the study of space weather storms as well as in the development of practical space weather prediction. Such shock-driving fast ICMEs usually expand at supersonic speed during the propagation, resulting in the continuous accumulation of shocked sheath plasma ahead. In this paper, we propose the “sheath-accumulating propagation” (SAP) model that describe the coevolution of the interplanetary sheath and decelerating ICME ejecta by taking into account the process of upstream solar wind plasma accumulation within the sheath region. On the basis of the SAP model, we discussed (1) ICME deceleration characteristics, (2) the fundamental condition for fast ICME at Earth, (3) thickness of interplanetary sheath, (4) arrival time prediction and (5) the super-intense geomagnetic storms associated with huge solar flares. We quantitatively show that not only speed but also mass of the CME are crucial in discussing the above five points. The similarities and differences between the SAP model and the drag-based model are also discussed.

キーワード：コロナ質量放出、太陽風、宇宙天気

Keywords: coronal mass ejections, solar wind, space weather

Towards the Prediction of Solar Flare by Analysing Magnetic Twist Based on the Nonlinear Force Free Field

*Johan Muhamad¹, Kanya Kusano¹, Satoshi Inoue¹

1. ISEE, Nagoya University

As the largest eruption in the solar system, solar flare can release enormous amount of energy to the interplanetary space, including the Earth. It is essentially important to study the solar flare mechanism in order to be able to anticipate severe impacts of flare to the near-Earth space environment. Since the flare releases magnetic energy during its process, the distribution of the accumulated magnetic energy before the onset of flare must be informative for predicting flares. Active region that contains large amount of excess magnetic energy shows non-potential configuration of magnetic fields in the region around the polarity inversion line (PIL). This non-potential magnetic field manifests as a highly-twisted magnetic field line. It is well-known that the highly-twisted field is subject to kink instability. However, it is still not clear how to extract the information of magnetic twist from the observation for the flare prediction. Here, we propose a non-dimensional parameter that contains information of twist distribution and magnetic flux of an active region to predict the occurrence of a solar flare. We use SDO/HMI (SHARP) data to evaluate the evolution of this parameter for the active region (AR) NOAA 11158. Non-linear Force-Free Field (NLFF) modelling is used to reconstruct the coronal structure from the vector magnetogram data. We then calculated a new parameter which is the averaged twist of magnetic field lines normalised by the total magnetic flux within AR from the NLFF model. We found that our proposed parameter increased before large flares and dramatically decreased after the onset of the flares. Our study shows that this parameter can be used as a proxy of the stability of an active region. It suggests that the combination of this new parameter and the magnetic free energy is usable to estimate the probability of large flares, and we will devise a new scheme of solar flare prediction using them.

Keywords: Solar Flare, Magnetic Twist, NLFFF, Prediction

Jet-Producing Minifilament Eruptions as Keys to Understanding CME-Producing Large-Scale-Filament Eruptions

*Alphonse Sterling¹, Navdeep K Panesar¹, Ronald L Moore^{1,2}

1. NASA/MSFC, 2. CSPAR, University of Alabama Huntsville

Coronal Jets are a common phenomenon on the Sun, occurring at a rate of several tens per day in polar coronal holes, with many more covering the entirety of the Sun. They are observed at EUV and X-ray wavelengths, and can reach heights of ~50,000 km with widths ~10,000 km, with transient lifetimes of only about 10 min. Recent investigations suggest that coronal jets result when small-scale (<~10,000—20,000 km) miniature filaments, which we call ‘minifilaments,’ erupt from near the solar surface and into the corona (Sterling et al. 2015, *Nature*, 523, 437). Several studies (e.g., Panesar et al. 2016, *ApJ*, 832L, 7) demonstrate that minifilament eruptions share many characteristics with larger-scale filament eruptions: Prior to eruption, both minifilaments and filaments reside at locations where the photospheric magnetic field reverses direction (magnetic neutral lines); minifilament eruptions produce expulsions of cool chromospheric and warmer transition-region material in the form of a coronal jet, while the larger-scale-filament eruptions expel material that can form part of a Coronal Mass Ejection (CME); and a jet-producing minifilament eruption occurs along with an EUV/X-ray brightening near the solar surface that we call a jet-base bright point (JBP), and this corresponds to the situation where a CME-producing large-scale filament eruption accompanies a typical solar flare occurring on the neutral line beneath the erupting filament. Therefore the jet-producing erupting minifilaments appear to be small-scale analogues to typical CME-producing erupting filaments. The smaller size scale and apparent shorter lifetimes of minifilaments offers an opportunity to study with high-resolution instruments, e.g. with DKIST and with coronal imagers with the resolution of Hi-C that might fly on the next generation solar space mission, the buildup to and the onset of minifilament eruptions. These anticipated observations of minifilament eruptions may well reveal how the eruption is initiated in filament eruptions of all size scales, including large ones that produce geophysically-important CMEs.

Keywords: Sun, Solar Filament Eruptions and Flares, Coronal Mass Ejection (CME) Onset

Magnetic Source Region Characteristics Influencing the Coronal Velocity of Solar Eruptions

*Bernhard Kliem¹, Georgios Chintzoglou², Tibor Torok³, Jie Zhang⁴, Cooper Downs³

1. Institute of Physics and Astronomy, University of Potsdam, Germany, 2. LMSAL, Palo Alto, USA, 3. Predictive Science Inc., San Diego, CA, USA, 4. Department of Physics and Astronomy, George Mason University, Fairfax, VA, USA

The velocity of coronal mass ejections (CMEs) is one of the primary parameters determining their potential geoeffectiveness. A great majority of very fast CMEs receive their main acceleration already in the corona. We study the magnetic source region structure for a complete sample of 15 very fast CMEs ($v > 1500$ km/s) during 2000--2006, originating within 30 deg from central meridian. We find a correlation between CME speed and the decay index profile of the coronal field estimated by a PFSS extrapolation. The correlation is considerably weaker for a comparison sample in which slower CMEs are included. We also study how the decay index profile is related to the structure of the photospheric field distribution. This is complemented by a parametric simulation study of flux-rope eruptions using the analytic Titov-Demoulin active-region model for simple bipolar and quadrupolar source regions. The simulations provide simple relationships between the photospheric field distribution and the coronal decay index profile. Very fast, moderate-velocity, and even confined eruptions are found and the conditions for their occurrence quantified.

We acknowledge support by NSF and NASA's LWS program.

A statistical study of the association of coronal mass ejections with filament disappearances using H-alpha full disk images observed with the Solar Magnetic Activity Research Telescope (SMART)

*廣瀬 公美¹、一本 潔¹、浅井 歩¹、大辻 賢一¹、石井 貴子¹、北井 礼三郎²

*Kumi Hirose¹, Kiyoshi Ichimoto¹, Ayumi Asai¹, Kenichi Otsuji¹, Takako Ishii¹, Reizaburo Kitai²

1. 京都大学大学院理学研究科附属天文台、2. 佛教大学

1. Kwasan and Hida Observatories, Graduate School of Science, Kyoto University, 2. Bukkyo University

Forecasting space weather comes to be important because humans' space exploration is rapidly increasing recently. Coronal mass ejections (CMEs) strongly affect the space weather. In order to forecast CMEs, studies of filament disappearances are important. An erupted filament is sometimes observed as a core of a CME. Filament disappearances are closely connected with CMEs. Accordingly, filament disappearances were studied using the H-alpha full disk images of the Solar Magnetic Activity Research Telescope (SMART), Hida Observatory. 1276 filament disappearance events were found in about 10 years (from 1-April-2005 to 9-October-2014). The number of filament disappearance events were correlated with the relative sunspot number. SMART observes not only the H-alpha center images but also the H-alpha wing images (+/-0.5A, +/-0.8A, +/-1.2A, +3.5A). 274 out of 1276 events were observed with SMART during their disappearances. We classified the 274 filament disappearance events into eruption type and non-eruption type, using -0.5A images. If disappearing filaments can be observed in -0.5A images, the events were regarded as eruption type filament disappearance. On the contrary, if there were no signals in -0.5A images during filament disappearances, we think of the events as non-eruption type filament disappearances. We found large (more than 200,000 km) and eruption type filaments are easy to be associated with CMEs. In addition, we investigated the precursors of filament disappearances.

キーワード：宇宙天気、太陽磁場活動望遠鏡 (SMART)、フィラメント消失

Keywords: Space weather, the Solar Magnetic Activity Research Telescope (SMART), Filament disappearance

Using Interplanetary Scintillation Data to Improve Ensemble Modeling of Coronal Mass Ejections

*Aleksandre Taktakishvili^{1,2}, Leila Mays², P. K. Manoharan³, Lutz Rastaetter², Maria Kuznetsova²

1. Catholic University of America, Washington, DC, USA, 2. NASA Goddard Space Flight Center, Greenbelt, MD, USA, 3. Ooty Radio Telescope, Bangalore, India

The impact of the coronal mass ejections (CMEs) on the Earth's magnetosphere-ionosphere system can cause widespread anomalies for satellites from geosynchronous to low-Earth orbit and produce effects such as geomagnetically induced currents. At the NASA/GSFC Community Coordinated Modeling Center we have been using ensemble modeling of CMEs since 2012. In this work we use interplanetary scintillation (IPS) observations from the Ooty Radio Telescope facility in India to track CMEs and compare to an ensemble of CME forecasts. This allows downselection of the ensemble members and helps to improve forecasting of CME arrival times. The inclusion of observations of the solar wind density and velocity using IPS from hundreds of distant sources in ensemble modeling of CMEs can be a game-changing improvement of the current state of the art in CME forecasting. Moreover, the same method can be applied to ensemble simulations of the magnetosphere that suffer from the same scarcity of input data with similar degree of uncertainty.

Keywords: Coronal Mass Ejections, Ensemble Modeling, Interplanetary Scintillation Observations

CME Propagation and How It Affects Their Geo-effectiveness

*Noé Lugaz¹, Charles J. Farrugia¹

1. University of New Hampshire Main Campus

The Sun-to-Earth propagation of coronal mass ejections (CMEs) take between 1 and 4 days. In the past decade, we have gained deeper understanding in the physical processes occurring during the propagation thanks to remote observations by STEREO, in-situ measurements by planetary missions at Mercury and Venus and missions at 1 AU (Wind, ACE and STEREO) and large MHD simulations. These have revealed that processes such as expansion, erosion, deflection, rotation and interaction, that routinely occur, affect the properties of CMEs and their potential impact on Earth's magnetosphere. Here, we present two particular cases, one when the ongoing interaction of two CMEs at Earth enhanced the geomagnetic response of Earth's magnetosphere, and one where the CME expansion resulted in an unusual coupling between the solar wind and the magnetosphere.

Keywords: CMEs, Geomagnetic storms

"Dandelion" Filament Eruption and Coronal Waves Associated with a Solar Flare on 2011 February 16

*Denis Pavel Cabezas^{1,3}, Ayumi Asai², Satoru UeNo³

1. Department of Astronomy, Kyoto University, 2. Unit of Synergetic Studies for Space, Kyoto University, 3. Kwasan and Hida Observatories, Kyoto University

Coronal disturbances associated with solar flares, such as $H\alpha$ Moreton waves, X-ray waves, and extreme ultraviolet (EUV) coronal waves are discussed herein in relation to magnetohydrodynamics fast-mode waves or shocks in the corona. To understand the mechanism of coronal disturbances, full-disk solar observations with high spatial and temporal resolution over multiple wavelengths are of crucial importance.

We observed a filament eruption, whose shape is like a "dandelion", associated with the M1.6 flare that occurred on 2011 February 16 in $H\alpha$ images taken by the Flare Monitoring Telescope at Ica University, Peru. We derive the three-dimensional velocity field of the erupting filament.

We also identify winking filaments that are located far from the flare site in $H\alpha$ images, whereas no Moreton wave is observed. By comparing the temporal evolution of the winking filaments with those of the coronal wave seen in the extreme ultraviolet images data taken by the Atmospheric Imaging Assembly on board the *Solar Dynamics Observatory* and by the Extreme Ultraviolet Imager on board the *Solar Terrestrial Relations Observatory-Ahead*, we confirm that the winking filaments were activated by the EUV coronal wave.

Keywords: Sun: chromosphere, Sun: corona, Sun: filament

Increase in the amplitude of line-of-sight velocity of the small scale motion as the precursor of filament eruptions

*関 大吉¹、磯部 洋明¹、大辻 賢一²、廣瀬 公美²

*Daikichi SEKI¹, Hiroaki Isobe¹, Kenichi Otsuji², Kumi Hirose²

1. 京都大学大学院総合生存学館、2. 京都大学理学研究科附属天文台

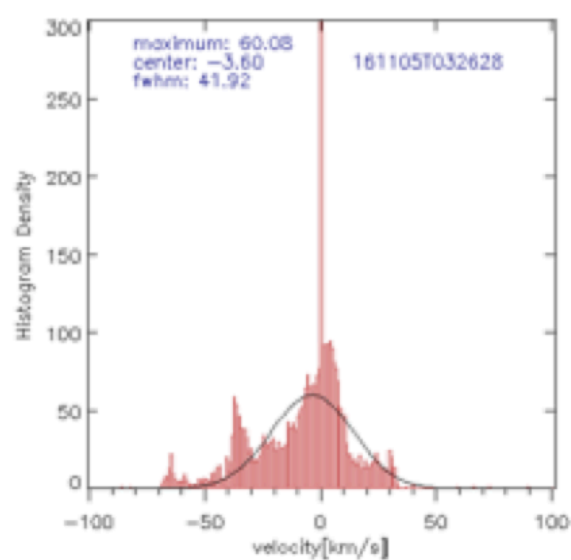
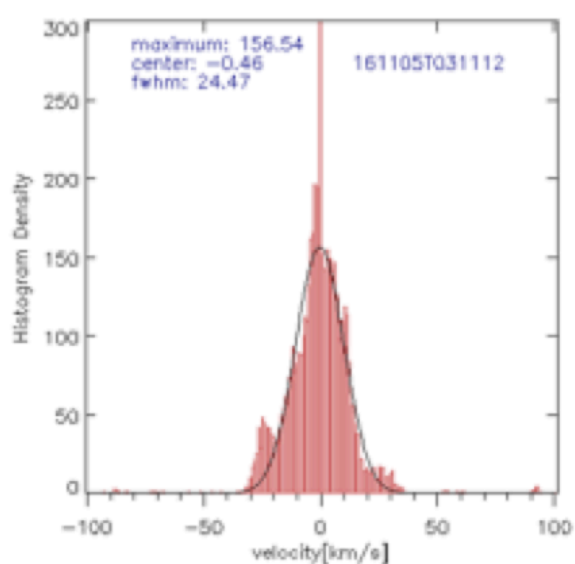
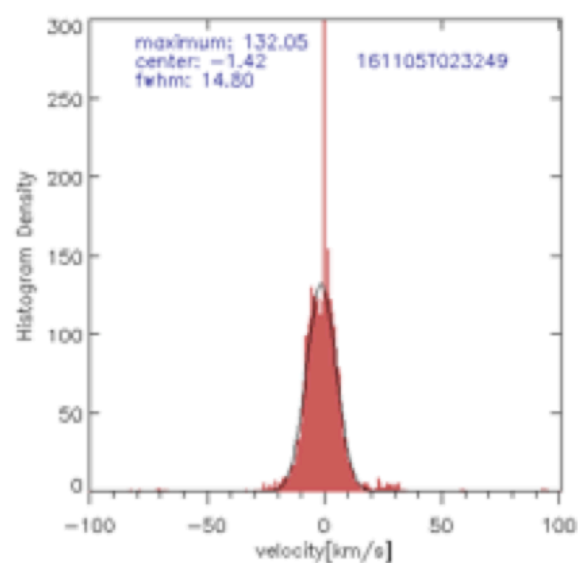
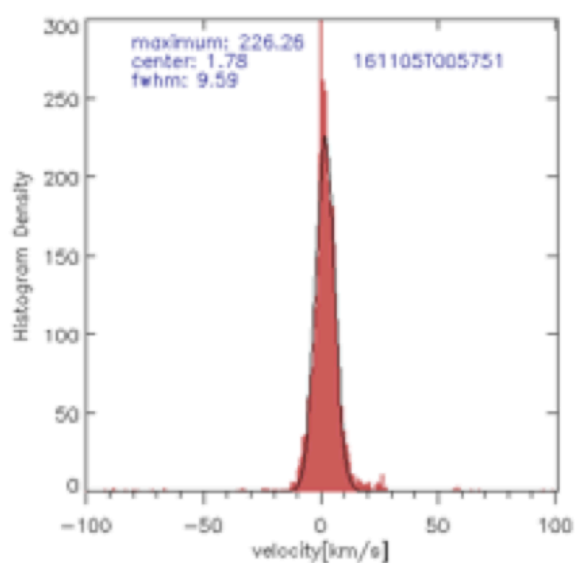
1. Graduate School of Advanced Integrated Studies in Human Survivability, Kyoto University, 2. Kwasan and Hida Observatories, Kyoto University

Filaments, the dense cooler plasmas in the solar corona, often become unstable and erupt into the interplanetary space as coronal mass ejections (CMEs). The CMEs may cause geomagnetic storms that result in various societal and economical impacts such as blackouts and satellite anomalies, so that it is important to predict when filament eruptions will occur. From the space weather point of view, monitoring filaments as the progenitor of CMEs has a following advantage that we can monitor not only flares from active regions but also the eruptions from quiet regions that may also cause severe geomagnetic storms. The aim of this study is to investigate the characteristics of eruptive filaments that can be used as the precursor of eruptions.

For this purpose, we analyzed the solar full disk images captured by Solar Dynamics Doppler Imager(SDDI) installed on Solar Magnetic Activity Research Telescope(SMART) at Hida Observatory, Kyoto University. SDDI can obtain solar full disk images in 73 wavelengths between $H\alpha$ center-9Å and $H\alpha$ center+9Å per 0.25Å with the time resolution of about 15 seconds. Therefore this instrument can observe unprecedented detailed line-of-sight velocities of filaments. Focusing on this feature, we calculated the filament's line-of-sight velocities for each pixel of the images by utilizing Beckers' cloud model from before the eruption, and making histograms of the number of pixels and line-of-sight velocities for each pixel. As the result, we found an increase in the amplitude of line-of-sight velocity of the small scale motions in the filament about one hour before the onset of the eruption, i.e. the FWHM of the fitted gaussian increased. This result can be possibly used as the precursor of filament eruptions

キーワード：プロミネンス、フィラメント活動、視線方向速度

Keywords: prominence, filament activation, line-of-sight velocity



Study of the occurrence condition of eruptive flares and CMEs based on non-linear force-free field model

*水野 雄太¹、草野 完也¹、塩田 大幸¹

*Yuta Mizuno¹, Kanya Kusano¹, Daikou Shiota¹

1. 名古屋大学宇宙地球環境研究所

1. Institute for Space-Earth Environmental Research, Nagoya University

The solar flares and CMEs sometimes largely disturb the Earth's electromagnetic environment and may impact various social systems. In particular, large magnetic storms ($Dst < -100\text{nT}$) are caused by CMEs. Therefore, the prediction of CMEs occurrence is an important issue for space weather forecast. The SOHO observations indicated that, although solar flares often occurred under CMEs, CMEs do not always occurred associated with all solar flares (Yashiro et al, 2006). Solar flares accompanying CMEs are called “eruptive flare”, other solar flares are called “non-eruptive flares”. The occurrence condition of eruptive/non-eruptive has not been yet well-understood.

Recently, Toriumi et al. (2017) pointed out that the ratio of flare ribbons flux to the total flux of active region tends to be larger for the eruptive flare compared to the non-eruptive flares. On the other hand, Inoue et al. (2016) suggested that there is a correlation between the shape of the ribbon and the region of high magnetic twist using the non-linear force free field (NLFFF) model. In this study, we investigated the relationship between the area fraction of high magnetic twist region and the property of whether flare is eruptive or not using the SDO/HMI data and the NLFFF model. The result suggests that the area fraction of highly twisted flux of the active region producing non-eruptive flares tends to be lower than that of the regions producing eruptive flares, although the number of sample is not yet enough to make a clear conclusion.

キーワード：太陽フレア、コロナ質量放出、NLFFF、宇宙天気

Keywords: Solar flare, Corona mass ejection (CME), Non-linear force free field, Space weather

Forecast Coronal Mass Ejection Arrival at the Earth: An Integrated Automated System and Its Performance

*Bin Zhuang¹, Yuming Wang¹, Chenglong Shen¹, Siqing Liu², Jingjing Wang²

1. University of Science and Technology of China, 2. National Space Science Center, CAS

Coronal mass ejections (CMEs) are one of the most violent events in the interplanetary space. CMEs can produce geomagnetic storms and other space weather phenomena when propagating near the Earth. Therefore, it is an important task to forecast whether or not a CME will arrive at the Earth. We develop an integrated CME arrival forecasting (iCAF) system, which consists of the modules of CME detection, three-dimensional (3D) parameter derivation and trajectory reconstruction based on coronagraph observations, to predict the Earth-arrival of a CME. The performance of iCAF is tested by comparing the 2D projected parameters with those in the catalog at the Coordinated Data Analysis Workshop (CDAW) Data Center, comparing the 3D parameters with those of the gradual cylindrical shell (GCS) model and estimating the success rate of the CME Earth-arrival predictions based on in-situ observations. It is found that the 2D parameters provided by both iCAF and the CDAW catalog are consistent with each other, but the iCAF angular widths are 20% smaller than those of the CDAW catalog because the automatic CME detection could not detect the faint edge of a CME. The ice cream cone model is found to be appropriate to be used to fit the CME 3D parameters when there are only single-view observations. Moreover, the success rate of the arrival predictions with deflection in iCAF is about 82%, which is 19% higher than that without deflection. iCAF is a worthwhile attempt since it is a completely automatic system with CME deflection in the interplanetary space, i.e., a key issue for the space weather forecasting, taken into account.

Keywords: Coronal mass ejection, Earth arrival, Integrated automated forecasting system

Statistical analysis for CME topology in the low corona

*Neel P Savani¹, Angelos Vourlidas²

1. NASA GSFC / UMBC, 2. JHU APL

The direction of magnetic vectors within coronal mass ejections, CMEs, has significant importance for forecasting terrestrial behavior. We have developed a technique to estimate the time-varying magnetic field at Earth for periods within CMEs (Savani et al 2015, 2016). The technique can be regarded as the aggregate from two significant contributions: 1) Estimating the initial topological structure of the CME and 2) Estimating the hypothetical Earth-trajectory after CME evolutionary effects have been considered. In this presentation, we study the applicability of using a simplified scheme to estimate the CME topology from two parameters; the solar cycle and solar hemisphere. We show that statistical improvements for estimating the CME topology can be made by including additional parameters for more complex events that occur less frequently. We describe how identifying the polarity of the leading edge from post flare arcades at the source of the CME is an example of one of these parameters.

Keywords: Coronal mass ejections, magnetic field, Bz forecasting