

Chondritic Xenon in the Earth's mantle: new constraints on a mantle plume feeding magmatism in Europe

*Antonio Caracausi^{1,2}, Guillaume Avice^{2,3}, Peter Burnard², Evelyn Füre², Bernard Marty²

1. Istituto Nazionale di Geofisica e Vulcanologia-sez. Palermo, 2. Centre de Recherches Pétrographiques et Géochimiques (CRPG), Université de Lorraine, CNRS, Vandoeuvre-lès-Nancy, France, 3. Division of Geological and Planetary Sciences, California Institute of Technology, Pasadena, USA

Noble gases are powerful tracers of the origin of terrestrial volatile elements and of the processes that controlled their distribution between the Earth's interior and the terrestrial atmosphere over geological ages. The compositions of magmatic gases provide insights into the evolution of the Earth's mantle and atmosphere. Despite recent analytical progress in the study of planetary materials and mantle-derived gases, the possible dual origin of the planetary gases in the mantle and atmosphere remains unconstrained.

Xenon deserves particular attention because its isotope systematic can be linked to specific processes during terrestrial accretion (e.g., Marty, 1989; Mukhopadhyay, 2012). The origin of heavy noble gases in the Earth's mantle is still debated, and might not be solar (Holland et al., 2009).

Here, we report high precision xenon isotopic measurements in gases from a CO₂ well in the Eifel volcanic region (Germany), where volcanic activity occurred between 700 ka and 11 ka years ago.

Our Xe isotope data (normalized to ¹³⁰Xe) show deviations at all masses compared to the Xe isotope composition of the modern atmosphere. The improved analytical precision of the present study, and the nature of the sample, constrains the primordial Xe end-member as being “chondritic”, and not solar, in the Eifel mantle source. The evidence of this primordial component is consistent with an asteroidal origin for the volatile elements in Earth's mantle. It also implies that volatiles in the atmosphere and in the mantle originated from distinct cosmochemical sources. Despite a significant fraction of recycled atmospheric xenon in the mantle, primordial Xe signatures still survive in the mantle.

Our data also show that the reservoir below this volcanic system (Eifel) contains heavy-radiogenic/fissionogenic xenon isotopes, whose ratios are typical of plume-derived reservoirs. The Xe contribution, coming from the spontaneous fission of ²⁴⁴Pu, is 2.26±0.28 %. The Xe contribution from spontaneous fission of ²³⁸U is always negligible, the remainder being atmospheric plus primordial. Our data support the notion that the fraction of plutonium-derived Xe in plume sources (oceanic as well as continental) is higher than in the MORB source reservoir. Hence, the MORB-type reservoirs appear to be well distinguished from and more degassed than the plume sources (oceanic as well as continental) supporting the heterogeneity of Earth's mantle.

Finally, this study highlights that xenon isotopes in the Eifel gas have preserved a chemical signature that is characteristic of other mantle plume sources. This is very intriguing because the presence of a mantle plume in this sector of Central Europe was already inferred from geophysical and geochemical studies (Buikin et al., 2005; Goes et al., 1999). Notably, tomographic images show a low-velocity structure down to 2000 km depth, representing deep mantle upwelling under central Europe, that may feed smaller upper-mantle plumes (Eifel volcanic district-Germany).

References

Buikin A., Trieloff M., Hopp J., Althaus T., Korochantseva E., Schwarz W.H. & Altherr R., (2005), Noble gas isotopes suggest deep mantle plume source of late Cenozoic mafic alkaline volcanism in Europe, *Earth Planet.*

Sci. Lett. 230, 143-162.

Goes S., Spakman W. & Bijwaard H., (1999), A lower mantle source for central European volcanism, *Science*, 286, 1928-1931. G. Holland, M. Cassidy, C.J. Ballentine, Meteorite Kr in the Earth's mantle suggests a late accretionary source for the atmosphere, *Science*, 326, 1522-1525, (2009).

Holland, G., Cassidy, M. & Ballentine, C. J. Meteorite Kr in the Earth's mantle suggests a late accretionary source for the atmosphere. *Science* 326, 1522-1525 (2009).

Marty, B. Neon and xenon isotopes in MORB: implications for the Earth-atmosphere evolution. *Earth Planet. Sci. Lett.* 94, 45-56 (1989).

Mukhopadhyay S., Early differentiation and volatile accretion recorded in deep-mantle neon and xenon, *Nature*, 486, 101-106, (2013).

Keywords: Xenon, terrestrial accretion, Earth's mantle, plume

Fumarolic vs hydrothermal fluxes of magmatic volatiles from Kuril island arc, NW Pacific

*Yuri Taran^{1,2}, Elena Kalacheva², Dmitri Melnikov², Mikhail Zelenski³, Natalya Malik², Ilya Chaplygin⁴

1. UNAM, Mexico, 2. IVS FEB RAS, Russia, 3. IEM RAS, Russia, 4. IGEM RAS, Russia

Kuril island arc is a part of the Kamchatka-Kuril subduction zone, ~ 1100 km long, with ~40 active terrestrial volcanoes. In 2016 there were 4 erupting volcanoes within the arc with different types of eruptions: lava flows (Snow volcano), ash explosions (Chirinkotan and Chikurachki), phreatic explosions (Ebeko). Many volcanoes are characterized by a permanent fumarolic activity with temperatures of the vents from >900°C (Kudryavy, Iturup Island), to the boiling-point temperature of the secondary steam vents from boiling volcano-hydrothermal systems. Many volcanoes host hydrothermal systems discharging ultra-acid Cl-SO₄ waters where Cl and S are of magmatic origin. At least five volcanoes of the arc: Ebeko (Paramushir), Sinarka and Kuntomintar (Shiashkotan), Pallas (Ketoy) and Kudryavy (Iturup) have fumarolic fields with strong and hot (>400°C) gas vents. In 2015-2016 we measured fluxes of SO₂ using scanning mini-DOAS instrument at the four most powerful volcanic gas emitters of the Kuril Chain that count for more than 90% of the whole permanent fumarolic activity of the islands (Ebeko, Kuntomintar, Pallas, Kudryavy). At each fumarolic field the direct sampling and MultiGas measurements have been performed allowing estimating fluxes of main components (S, CO₂, HCl). The hydrothermal flux of Cl and S from 10 most powerful volcano-hydrothermal systems of Kurils including the southernmost Kunashir and the northern Paramushir islands has also been estimated using measurements of flow rates and the chemistry of draining streams. The total volcanic (fumarolic) flux of SO₂, CO₂ and HCl from the Kuril arc can be estimated as 1200 t/d, 1000 t/d and 250 t/d, respectively (with about 20% of uncertainty). The hydrothermal flux of magmatic S (as SO₂) and Cl is calculated as 250 and 130 t/d, respectively. Assuming that a significant part of S in hydrothermal systems is lost as minerals, the hydrothermal flux of magmatic volatiles can be estimated as a half of the fumarolic flux. The CO₂/S ratio for Kuril volcanoes is variable among volcanoes but nearly constant within a fumarolic field and is found in the range of 0.2 to 4.5 (mole ratio). The highest hydrothermal flux was measured for Ebeko volcano (80 t/d of HCl and 150 t/d of S as SO₂), with the hydrothermal S flux higher than the fumarolic flux. Hydrothermal output at Kuril islands is also manifested by numerous coastal hot neutral springs with a high chloride content, but this Cl has a mixed seawater-magmatic origin, and sometimes it is not easy to distinguish the magmatic fraction. This study was supported by Russian Science Foundation, project 15-17-20011

Keywords: magmatic volatiles, subduction zones, volcanic gases, hydrothermal systems

Helium isotopes, C/³He ratios, and radiogenic isotopes in the northern Lau and north Fiji basins

*John E Lupton¹, Allison Price², Matt Jackson², Richard Arculus³, Oliver Nebel⁴

1. NOAA/PMEL, Newport, Oregon, USA, 2. U.C. Santa Barbara, Santa Barbara, California, USA, 3. Australian National Univ, Canberra, Australia, 4. Monash Univ., Melbourne, Australia

The northern Lau Basin is host to a complicated pattern of volcanic activity, including the volcanoes of the Tofua Arc and several back-arc spreading centers such as the NE Lau Spreading Center (NELSC), the NW Lau Spreading Center (NWLSC), as well as various “rear-arc” volcanoes. We have employed helium isotopes, C/³He ratios, and radiogenic isotope signatures to distinguish between various arc, back-arc, and hotspot affinities in the region. Along the NWLSC elevated ³He/⁴He ratios in the seafloor lavas (12 - 28 Ra) suggest that an OIB or mantle plume signature, possibly from Samoa, has influenced this extensional zone. However this hotspot helium is absent in the NE Lau Basin which has mid-ocean ridge (MOR) type helium (~8 Ra). In the NE Lau Basin, ³He/⁴He - C/³He systematics indicate varying degrees of subduction influence among the volcanic centers. For example, the recently erupting West Mata submarine volcano in the NE Lau has a C-He signature indicating strong arc affinities. We have analyzed helium isotope ratios in 40 additional submarine rock samples which extend the geographic coverage farther west into the Fiji Basin. Surprisingly, several samples have elevated ³He/⁴He in the range of 12 - 20.9 Ra, including a 14.4 Ra value on the NE Fiji Triple Junction ~1000 km to the west of the NWLSC. One might assume that these elevated ³He/⁴He ratios are related to the same OIB influence detected along the nearby NW Lau backarc spreading system. When radiogenic isotopes (Sr, Nd, Hf) are added to the picture, samples from the Futuna Volcanic Zone and from the NE Fiji Triple Junction fall on a mixing trend between depleted MORB mantle and FOZO, as do samples from the Rochambeau Rifts and NWLSC. However, this trend is distinct from that of Samoa proper, suggesting that only a restricted (FOZO) portion of the Samoan plume is responsible for the elevated ³He/⁴He in the northern Lau and Fiji basins.

Keywords: Helium isotopes, northern Lau basin, north Fiji basin, radiogenic isotopes, C/³He ratios

Sulfur-rich primitive arc magmas and possible sulfur recycling beneath volcano

*Michael Zelenski¹, Vadim Kamenetsky², Andrey Gurenko³, John Mavrogenes⁴

1. Institute of Experimental Mineralogy RAS, Chernogolovka 142432, Russia, 2. Earth Sciences and CODES, University of Tasmania, Private Bag 79, Hobart, TAS 7001, Australia, 3. Centre de Recherches Pétrographiques et Géochimiques (CRPG), UMR 7358, Université de Lorraine, 54501 Vandoeuvre-lès-Nancy, France, 4. Research School of Earth Sciences, Australian National University, Canberra, ACT 2601, Australia

Tephra of high-Mg basalts (8.9 wt% MgO) from the 1941 lateral eruption of Plosky Tolbachik volcano (Kamchatka) contains olivine and chrome-spinel phenocrysts with numerous naturally quenched melt inclusions (MI) 20–100 μm , sometimes up to 350 μm in size. Volatile contents in such inclusions measured by the electron and ion microprobes vary from near zero to exceptionally high values, containing up to 5.1 wt% H₂O, 1200 ppm CO₂, 0.30–0.35 wt% S and 0.28 wt% Cl. This includes the most primitive MI in Cr-spinel (15.6 wt% MgO in the melt) with \sim 0.3 wt% S. The original CO₂ content was possibly 3–4 times higher because the majority of the original CO₂ can be lost to a shrinkage bubble (e.g., Wallace, 2015). The $\delta^{34}\text{S}$ of the inclusion glasses vary strongly, ranging from +6 to +11‰ and show positive correlation with S contents. Meanwhile, there is a population of MI with anomalously high sulfur (0.5–1.08 wt% S), which is close to the maximum sulfur abundance measured in island arc magmas (Wallace and Edmonds, 2011). The origin of anomalous sulfur was attributed to wall rock assimilation, which is supported by positive correlation between $\delta^{34}\text{S}$ and total S. Considering the volcanic environment, assimilation of hydrothermally altered rocks rich in pyrite, gypsum, alunite and native sulfur seems plausible. High total sulfur suggests that a major fraction of sulfur in the magma was dissolved as sulfate, whereas S²⁻ contents were just below or slightly above the level of sulfide saturation. The latter was surpassed in some volumes of magma, resulting in segregation of Ni-rich sulfide melt, droplets of which were also trapped in olivine phenocrysts. At the same time, some melt inclusions contain crystals and aggregates of anhydrite CaSO₄. The origin of anhydrite is controversial. Some large aggregates of anhydrite could have been trapped from the melt. On the other hand, subaerial oxidation of melt inclusions containing large sulfide droplets could produce enough sulfate to form anhydrite in situ. In summary, primitive arc magma from Tolbachik demonstrates high volatile contents close to or exceeding the highest ever measured in an arc setting. Additional sulfur was possibly recycled from hydrothermally altered wall rocks and gave rise to sulfide saturation of magma. The presence of anhydrite in primitive melt inclusions requires further investigations.

References:

Wallace, P.J., Kamenetsky, V.S., and Cervantes, P., 2015, Melt inclusion CO₂ contents, pressures of olivine crystallization, and the problem of shrinkage bubbles. *American Mineralogist*, 100, 787-794.

Wallace, P.J., and Edmonds, M., 2011, The sulfur budget in magmas: evidence from melt inclusions, submarine Glasses, and volcanic gas emissions. *Reviews in Mineralogy and Geochemistry*, 73, 215–246.

Keywords: Sulfur-rich magma, Sulfur recycling, Sulfide, Kamchatka

ピナツボ火山マントル捕獲岩中の塩水包有物に硫酸イオンがあった Sulfate in fluid inclusions of the Pinatubo harzburgite xenoliths as slab-derived oxidiser in the mantle wedge

*川本 竜彦¹、芳川 雅子¹、奥野 充²、小林 哲夫³

*Tatsuhiko Kawamoto¹, Masako Yoshikawa¹, Mitsuru Okuno², Tetsuo Kobayashi³

1. 京都大学大学院理学研究科附属地球熱学研究施設、2. 福岡大学理学部地球圏科学科、3. 鹿児島大学理学部

1. Institute for Geothermal Sciences, Graduate School of Science, Kyoto University, 2. Department of Earth System Science, Faculty of Science, Fukuoka University, 3. Kagoshima University

フィリピン火山フロントにあるピナツボ火山から採取されたマントル捕獲岩中の流体包有物には、NaCl換算で5重量%の塩水と、炭酸塩鉱物、含水鉱物が存在することから、スラブ流体は二酸化炭素を含む塩水であると提案した (Kawamotoほか 2013 Proc Natl Acad Sci USA)。今回、新規導入したラマン顕微鏡を用いたマッピング装置を用いて、ピナツボのマントル捕獲岩の観察を行うと、それらに加えて硫酸イオンと硫酸塩鉱物が存在することに気づいた。これまで東北日本の背弧側の火山である一ノ目湯のマントル捕獲岩中には硫酸塩鉱物が報告され (Kumagaiほか、Contrib Mineral Petrol) ていた。一方、ピナツボの捕獲岩は830°Cより低温を記録する前弧マントル由来で、一ノ目湯のように火山弧下のより高温のマントルに加わる流体とは異なると提案していた。今回の硫酸塩の発見により、その解釈は間違っていたと修正したい。また、ピナツボの捕獲岩のハロゲン元素のデータによると、流体包有物は海洋堆積物の間隙水を起源に持つ蛇紋岩の脱水分解により生成されたと考えられる (Kobayashi ほか 2017 Earth Planet Sci Lett)。蛇紋岩中には硫化物と硫酸塩鉱物の形で存在するらしい (Altほか 2012 Earth Planet Sci Lett) ので、硫化物が酸化されるならば硫酸イオンと硫酸塩が見出されたことと矛盾しない。Binder and Keppler (2011 Earth Planet Sci Lett) の方法に従って予察的に求めた結果は、硫酸イオン濃度は水に対して約1重量パーセント (硫黄としては0.3%) であるが、この推定値は、Altほかの報告する蛇紋岩やその部分脱水分解生成物、さらに脱水流体中の硫黄濃度と大きく異ならない。また、芳川ほかはピナツボ捕獲岩中の角閃石は鉛に富むことを見出し、これは塩水の影響と提案していた (Yoshikawaほか 2016 Lithos) が、鉛は硫黄によって動き易い元素であるため、塩濃度に加えて硫酸イオンの影響もあるかもしれない。1つの硫酸イオンは8つの鉄の2価を3価に酸化する強力な酸化剤だから、硫酸塩や硫酸イオンはマントルウェッジを酸化する役目を果たしているだろう。沈み込み帯のマグマは中央海嶺玄武岩よりも酸化的と考えられている (Kelley and Cottrell 2009 Science) が、その原因のひとつにスラブ流体の硫酸イオンがあると提案する。このことはソレライト岩系列に比べてカルクアルカリ岩系列のマグマの酸素雰囲気が高い原因 (Miyashiro 1974 Am J Sci) として、スラブ流体の硫酸塩と硫酸イオンが関与する可能性を示す。これまで高圧変成岩中 (Frezzotti and Ferrando 2007 PERIODICO di MINERALOGIA) や蛇紋岩中に硫酸塩が見つかっていて、マグマ中にも硫黄は多く含有されていた (Le Voyer 2010 J Petrol) のだが、その間を結ぶマントルウェッジ流体に硫酸塩を発見した意義は大きいと考える。

キーワード：流体包有物、水流体、沈み込み帯、カルクアルカリ系列マグマ、酸素雰囲気、塩水

Keywords: fluid inclusion, aqueous fluid, subduction zone, calc-alkali magma, oxygen fugacity, saline fluids

プチスポットによって証明されたアセノスフェア中のCO₂に富むメルトの存在

Existence of CO₂-rich melt in the asthenosphere evidenced by petit-spot

*町田 嗣樹¹、小木曾 哲²、平野 直人³

*Shiki Machida¹, Tetsu Kogiso², Naoto Hirano³

1. 独立行政法人 海洋研究開発機構、2. 京都大学、3. 東北大学東北アジア研究センター

1. JAMSTEC, 2. Kyoto University, 3. Center for Northeast Asian Studies, Tohoku University

Carbon dioxide (CO₂)-induced partial melting of mantle peridotite is recently expected as the cause of the seismic low-velocity and high electrical conductivity in the asthenosphere (e.g., Hirschmann 2010; Sifré et al., 2014), but not directly evidenced. To investigate the nature of the asthenosphere, petit-spot should provide important insights because of following discussions and observations. Models for the eruption of petit-spot volcanoes suggest that magma exudes from the upper-most mantle asthenosphere in response to plate flexure (Hirano et al., 2006; Valentine and Hirano, 2010; Yamamoto et al., 2014; Machida et al., 2015). The primary petit-spot magma includes 10% of CO₂ and 1% of H₂O (Okumura and Hirano, 2013). The petit-spot volcanic fields ubiquitously distribute in the region of plate deformation, such as plate subduction or glacial melting (Hirano et al., 2008; Uenzelmann-Neben et al., 2012; Hirano et al., 2013; Taneja et al., 2014). However, because these previous studies discussing about petit-spot volcanism have not constrained the processes and conditions of the generation of petit-spot magmas, we must clarify whether or not the petit-spot melt is generated in the asthenosphere. In this study, we thus conduct melting experiments to define the genesis of the CO₂-rich petit-spot primary magmas from the two youngest knolls of petit-spot in the northwestern Pacific plate.

Melting experiments were conducted using 1/2-in.-diameter piston cylinder type high-temperature and high-pressure apparatus at Kyoto university. Starting materials were prepared at Kyoto University by mixing pre-dried reagents of oxides, hydroxides, phosphate, and carbonates to represent the major elements, CO₂ and H₂O composition of the primary magma for each petit-spot volcano. As the result of our experiments, the liquidus mineralogy constrained that the petit-spot magma last equilibrated with harzburgite at 1.8–2.1 GPa (approximately 60 km deep, corresponding to the lower lithosphere) and 1280–1290 degree C (slightly lower temperature than the adiabat of the mantle potential temperature (MPT) of 1250 degree C). To explain the equilibration temperature of petit-spot primary magma, we consider that CO₂-rich silicate melt are produced in the asthenosphere because of the existence of CO₂-rich fluid or carbonate. Based on solidus for the peridotite–CO₂–H₂O system at approximately 3 GPa, the CO₂-rich silicate melt is likely stable in the asthenosphere at the MPT of 1320 degree C. Such temperature corresponds to temperature of the upper asthenosphere (1400 degree C) calculated assuming normal thermal gradient of 135 Ma lithosphere beneath the petit-spot volcanoes. Then, the following model can reasonably explain the last equilibration pressure and temperature of the primary petit-spot melt; that is (1) CO₂-rich silicate melt in the upper-most asthenosphere ascends the overlying lithosphere owing to plate flexure, (2) temperature of melt decreases during ascending and (3) melt equilibrates with ambient peridotite in the lower lithosphere before eruption. A rebuttal case is the in situ CO₂-induced melting of mantle peridotite in the lower lithosphere. However, temperature of melt (1000–1100 degree C) is significantly lower than the estimated temperature of petit-spot primary magma. Furthermore, we have no observation indicating the upwelling of hot deep mantle as the heat source to explain the temperature of petit-spot primary magma.

Based on results of our experiments, we can posit petit-spot as the definitive evidence for partial melting in the asthenosphere caused by CO₂. For future studies, geochemistry of petit-spot lavas could contribute to quantitative determination of amount of CO₂ in the asthenosphere. Furthermore, the linkage between the lithology of the seismic low-velocity layer and global carbon recycling should be investigated by petit-spot lavas.

キーワード：アセノスフェア、CO₂に富むシリケートメルト、プチスポット、複数相飽和実験

Keywords: asthenosphere, CO₂-rich silicate melt, petit-spot, multiple saturation experiment

Role of volatiles in melting process of mantle plume: Case study in Hawaii

*高橋 栄一^{1,2}、高 珊¹

*Eiichi Takahashi^{1,2}, Shan Gao¹

1. 東京工業大学大学院理工学研究科地球惑星科学専攻、2. 中国科学院广州地球化学研究所

1. Earth and Planetary Sciences, Graduate School of Science and Technology, Tokyo Institute of Technology, 2. Guangzhou Institute of Geochemistry, Chinese Academy of Science

In order to understand the role of water in magma genesis of a plume consisting of peridotite and eclogite (recycled ancient oceanic crust), melting experiments were carried out at 1300-1550°C and 3, 5 and 8 GPa pressure conditions with 0 to 5wt% of water. In order to test the effect of mafic bulk rock composition on the chemistry of reacted melts, 2 basalt compositions were chosen (NMORB and CRB). Compared with NMORB, CRB is enriched in Fe, K, Ti and LREE. H₂O promotes melting of only basalt layer under low water concentration, while it enhances melting and chemical interaction between both layers. Reacted dry melts formed from MORB/peridotite layered experiments were tholeiitic (basalt/basaltic andesite/andesite) while those from CRB/peridotite layered experiments were alkalic (alkali basalt/basanite/trachy-basalt/trachy-andesite/ phono-tephrite).

Based on experimental results combined with field occurrence of tholeiite and alkalic magmas in Hawaiian plume, a new model for the role of volatiles in melting of mantle plume is proposed. Alkali acidic magma such as mugearite, hawaiite, trachyte, and phono-tephrite appears in many hot spots. These alkali acidic magmas have been considered as products of fractional crystallization from alkali basalt magma in shallow level magma chambers. However, based on our experiments, we propose a new model, that at least some alkali acidic magma may have derived directly from partial melting of eclogite at 3 to 5 GPa under slightly hydrous conditions. Under active shield volcanoes (e.g., Kilauea and Mauna Kea) tholeiitic magma is being produced by extensive reaction melting of entrained eclogite with surrounding peridotite at the top of the plume 2.7-2.8 GPa. This model gives explanation for the origin of alkali acidic rocks found from south flank of Kilauea by Sisson et al (2002). This model can also explain why alkali acidic magma (mugearite, hawaiite) prevails in volume in the post-shield stage of Hawaiian volcanoes.

キーワード : ハワイプルーム、マグマ生成過程、揮発成分の役割

Keywords: Hawaii plume, magma genesis, role of volatiles

Seawater cycled throughout Earth's mantle in partially serpentinised lithosphere

*Mark Kendrick¹, Christophe Hemond², Vadim S Kamenetsky³, Leonid Danyushevsky³, Colin W Devey⁴, Thomas Rodemann⁵, Matt G Jackson⁶, Michael R Perfit⁷

1. Research School of Earth Sciences, Australian National University, Australia, 2. Laboratoire Geosciences Ocean, IUEM-UBO, France, 3. CODES and Earth Sciences, University of Tasmania, Australia, 4. GEOMAR Helmholtz Centre for Ocean Research Kiel, Germany, 5. Central Science Laboratory, University of Tasmania, Australia, 6. University of California Santa Barbara, Department of Earth Science, USA, 7. Department of Geological Sciences, University of Florida, USA

Recent work has indicated that about 90% of non-radiogenic xenon in the Earth's mantle has a subducted atmospheric origin, suggesting that other seawater-derived components may also have subducted origins in the mantle. In order to test this proposition, we investigated the concentrations of water and halogens (F, Cl, Br, I) in samples of magmatic glasses collected from globally distributed mid ocean ridges and oceanic islands including melts derived from all the mantle end-member reservoirs: Depleted MORB mantle (DMM), Enriched mantle (EM1 and EM2) and high- μ (HIMU). After eliminating samples that show evidence for late-stage assimilation of seawater components, our data show unexpected broad correlations between mantle H_2O/Ce , Cl/K , F/Pr , Nb/U and Ce/Pb . The data confirm that EM reservoirs with low Nb/U and Ce/Pb ratios have low H_2O/Ce , Cl/K and F/Pr that demonstrates a relative depletion in water and halogens, consistent with the presence of dehydrated sediments or continental crustal material in EM sources. In contrast, HIMU reservoirs, which are depleted in most fluid mobile trace elements and characterised by high Nb/U and Ce/Pb ratios, are substantially enriched in H_2O and halogens. The H_2O and halogen enrichment of these sources is at odds with HIMU reservoirs being derived solely from dehydrated ocean crust, but can be easily explained if subducted ocean crust is associated with variable quantities of serpentinised lithospheric mantle. Our data also show that the abundance ratios of the most incompatible halogens (Br/Cl and I/Cl) have overlapping and narrow ranges in MORB and all OIB. Furthermore, the median I/Cl of the mantle is estimated as 0.000063 ± 0.000005 which is substantially lower than the calculated primitive mantle value of 0.00027 ± 0.00012 . Given that I and Cl have similar incompatibilities in the mantle, this cannot be explained by melting related extraction but can be explained by preferential subduction of Cl relative to I, which is suggested by the relative abundances of these halogens in amphibolites and antigorite-serpentinites. We calculate that subduction of 1-2 % serpentine in the uppermost 10 km of the lithospheric mantle is enough to generate the maximum H_2O/Ce (280-400), Cl/K (0.12-0.16), F/Pr (140-160) and Nb/U (65-70) ratios observed in a HIMU reservoir. Furthermore, a figure of this magnitude, equivalent to a subduction flux of $1-3 \times 10^{11} \text{ kg yr}^{-1} H_2O$ and $2-4 \times 10^9 \text{ kg yr}^{-1} Cl$, is required to balance global input of H_2O into the mantle with global output of H_2O into the surface reservoirs, and maintain constant sea level through the Phanerozoic. This level of subduction suggests that the entire mantle inventory of H_2O and halogens could have been subducted in about 4 billion years and an equivalent amount transferred to the surface reservoirs. Therefore the Earth's mantle is now dominated by subducted H_2O , Cl, Br and I and the exchange of volatiles between Earth's surface reservoirs and mantle is much greater than previously anticipated.

Keywords: halogens, water, HIMU, Ocean Island Basalt, Mid Ocean Ridge Basalt

Fluorine as a proxy of water in mantle

*清水 健二¹、伊藤 元雄¹、常 青²、木村 純一²

*Kenji Shimizu¹, Motoo Ito¹, Qing Chang², Jun-Ichi Kimura²

1. 海洋研究開発機構 高知コア研究所、2. 海洋研究開発機構 地球内部物質循環研究分野

1. Kochi Core Center, Japan Agency for Marine-Earth Science and Technology, 2. D-SEG, Japan Agency for Marine-Earth Science and Technology

Water-cerium ratio of basalt has been utilized for evaluating the water abundance in its source mantle due to its inheritance from the source mantle. However, dissimilar chemical properties of cerium (Ce^{3+} ; lithophile) to water (OH^- ; volatile) in the mantle limit its quantification. Fluorine is an effective element for this purpose, because it is volatile element and has similar chemical properties to the mantle water. We precisely determined water and fluorine concentrations of deep submarine basaltic glasses from mid-oceanic ridges (MOR) of Pacific, Atlantic and Indian Ocean, a Hawaii hotspot, and a Fiji back arc basin using an FTIR and an ion chromatography. We found a strong linear correlation of $F [\text{ppm}] = (477 \pm 7) \times \text{H}_2\text{O} [\text{wt.}\%] + (47 \pm 2)$. This F-H₂O mantle array represents melting of mantles ranging from a near-dry depleted MOR mantle (DMM: H₂O = 100ppm; H₂O/F=10) to a hydrous primitive mantle (PM: H₂O = 750ppm; H₂O/F=18.5). Other data of ours, produced by nanoSIMS, and existing data of submarine basaltic glasses and olivine-hosted melt inclusions plot on the mantle array in most MORs, deviate positively (H₂O-enrichment) in arcs, negatively (H₂O-deficient) in hotspots. These are consequences of melting of a pristine depleted mantle (MORs), the selective water enriched mantle by the subducting slab (arcs), and water depleted mantle by the dehydrated recycled slab materials (hotspots), respectively. The F-H₂O systematics of basalt glass is a versatile tool for understanding the origin and behavior of mantle water.

キーワード：フッ素、火山ガラス、揮発性元素、水

Keywords: Fluorine, volcanic glass, volatile element, water

Possible redox state control on the cycle of volatiles in the Earth's interior

*兼岡 一郎¹

*Ichiro Kaneoka¹

1. 東京大学地震研究所

1. Earthquake Research Institute, University of Tokyo

Based on noble gas isotope signatures such as $^3\text{He}/^4\text{He}$ and Ne isotope systematics for MORBs and OIBs, the occurrence of degassed and less degassed mantle has been inferred. Since He (and possibly Ne) is quite easily movable and chemically inert, it is expected to be easily degassed from the magma reservoir during magmatic processes at a shallow depth. To explain the occurrence of primordial components such as ^3He in the Earth's interior, among various proposals the existence of non-recycled mantle has been conjectured to be most likely by many noble gas researchers. Since noble gases are not related to any chemical reaction, they shall not be controlled by the redox state of the Earth's interior.

On the other hand, volatiles composed of active elements such as H, C, N, S and so on are more or less change their properties according to the redox state of the environments. For example, CO_2 is a typical form in the oxidized state and if it is saturated in a magma at a depth, it is easily degassed at a shallow depth as CO_2 bubbles due to the decrease of solubility of CO_2 in a magma with the decreasing pressure. While in the reduced state, CO_2 is difficult to remain as stable and C exists as diamonds (or graphites) and/or hydrocarbons. C and hydrocarbons are not easy to work as volatiles at a depth and would remain there unless they might be carried to a shallow place associated with mantle plumes.

In the same manner, the behavior of S is much variable depending on its chemical form controlled by the redox state. In the oxidized state, SO_2 is degassed easily at a shallow depth from a magma. In the reduced state, S reacts easily with metal elements such as Fe or Cu and forms sulfide minerals like FeS, FeS₂ or CuS. When sulfide minerals are formed, they remain at a depth without forming volatiles. H_2S also works as volatiles, but its chemical behavior in volcanic gas would be different from that of SO_2 .

N exists generally as N_2 at the surface of the Earth and soluted in a magma to some extent. However, it has been inferred that the solubility of N in a magma might be increased in a much reduced state compared to that in an oxidized state. Furthermore, in a much reduced state, N would exist as NH_3 and it might be not easy to be degassed from a deep mantle.

In the case of H, H_2O is most common form at a shallow depth in the oxidized state. When recycled H_2O goes into the deep mantle and the deep mantle is in the reduced state, however, H_2O might be not stable and would be decomposed.

Thus, some active elements would change their chemical form depending on the redox state, which would surely control the cycle of volatiles in the Earth's interior. Although the deep mantle is inferred to be less oxidized than the upper mantle, we have no good knowledges about their state. Based on such information from noble gas isotopes, kimberlites and E-chondrites, I have suggested a possibility that the deep mantle might be more reduced than what has been conjectured so far based on C-chondrites (1). Further, significant depletion of H, C, N, S related to Si in the earth compared to chondrite values might be related to the cycle behavior of these elements controlled by the redox state. However, we have no sufficient data on the chemical properties of such elements at high pressures under the reduced state. To promote our proper understanding of the cycle of volatiles in the Earth's interior, we should pay more attention to the issues mentioned here.

(1) I. Kaneoka, Presented at the session 04a, Goldschmidt Conference, Yokohama, 2016.

キーワード : volatiles、 cycle、 redox state、 deep mantle、 chemical form

Keywords: volatiles, cycle, redox state, deep mantle, chemical form

***In situ* optical study of H₂O-CO₂-CO system at high pressures**

*Nadezda Chertkova¹, Hiroaki Ohfuji¹, Tetsuo Irifune¹

1. Ehime University, Geodynamics Research Center

Externally heated diamond anvil cell (DAC) technique provides optical access to the sample, homogeneously heated to high temperatures, and is widely used for *in situ* observations and spectroscopic measurements. Nevertheless, the pressure range achievable with the conventional externally heated hydrothermal DAC is limited by low resistance of diamond anvils to thermal stress at high temperatures. In this study we used a modified external heating system combined with the lever type DAC (Whale cell) in order to reach simultaneous high temperatures and high pressures for *in situ* measurements.

Visual observations and Raman spectroscopy were carried out for C₂H₂O₄ composition in the temperature range to 720 degree C and pressure range to 6.4 GPa. Above 105 degree C and 1 GPa a dissociation of starting material with the formation of CO₂ solid, H₂O and CO fluid phases was observed. At temperatures above 377 degree C and pressures above 2 GPa a polycrystalline phase was stable, which transformed to a solid carbon phase above 565 degree C and 5.5 GPa. Raman spectra of the solid carbon phase contain two broad peaks, consistent with the *D* breathing mode and *G* bond-stretching mode of C atoms. Therefore, solid phases are stable in this system in the broad region of temperatures and pressures. Obtained results have interesting implications for transportation mechanism of water and CO₂ into the Earth's interior in cold subduction zones.

Keywords: Externally heated diamond anvil cell, Raman spectroscopy, C-O-H fluid

Investigation of H-D isotope effect in a hydrous mineral using neutron diffraction

*佐野 亜沙美¹、服部 高典¹、舟越 賢一²、阿部 淳²、町田 真一²

*Asami Sano-Furukawa¹, Takanori Hattori¹, Ken-ichi Funakoshi², Jun Abe², Shinichi Machida²

1. 日本原子力研究開発機構 J-PARCセンター 物質・生命科学ディビジョン 中性子利用セクション、2. 総合科学研究機構 中性子科学センター

1. J-PARC center, Japan Atomic Energy Agency, 2. CROSS Tokai

The isotope fractionation factor is important to discuss the origin of minerals and rocks because it is affected by the environment of where the mineral is formed. Hydrogen and deuterium is known to have a large isotope fractionation that comes from a difference in mass. Based on experiments at ambient pressure, Graham et al (1980) indicated the importance of O-H...O geometry on D/H isotope fractionation showing that the mineral with shorter O...O distance of hydrogen bond tends to deplete in deuterium. This result suggests the importance of pressure effect on hydrogen isotope fractionation because the pressure changes the O...O distance in minerals significantly.

In this study, we investigated the evolution of hydrogen bond geometry in distorted rutile type mineral gyanite (CrOOH) under pressure using neutron diffraction. This mineral is known to have a large difference in the unit cell volume between CrOOH and CrOOD at ambient pressure. However the previous X-ray diffraction study (Sano-Furukawa et al., 2012) has indicated that this volume difference merges at around 5 GPa. We attempt to explain the cause of the phenomena from the crystallographic view.

Neutron diffraction experiment was conducted at the PLANET beamline in J-PARC by using Paris-Edinburgh press. We observed the change in deuterium distribution from order to disorder at around 3~5 GPa. In the presentation, the relation between the change of hydrogen bond geometry and reduced partition function ratio will be discussed.

キーワード：水素結合、中性子回折、含水鉱物

Keywords: hydrogen bond, neutron diffraction, hydrous mineral

Fluorine and chlorine fractionation during magma ocean solidification: Implications for the origin and abundance of terrestrial halogens

*桑原 秀治¹、小川 展弘²、山口 飛鳥²、鹿児島 涉悟²、佐野 有司²、入舩 徹男¹

*Hideharu Kuwahara¹, Nobuhiro Ogawa², Asuka Yamaguchi², Takanori Kagoshima², Yuji Sano², Tetsuo Irifune¹

1. 愛媛大学 地球深部ダイナミクス研究センター、2. 東京大学 大気海洋研究所

1. Geodynamics Research Center, Ehime University, 2. Atmosphere and Ocean Research Institute, The University of Tokyo

The isotopic compositions of terrestrial volatiles, such as hydrogen, nitrogen, and chlorine, are very similar to that of volatile-rich CI-CM type carbonaceous chondrites [e.g., 1, 2], suggesting that terrestrial volatile elements may have been mainly derived from these types of asteroids during the formation of the Earth. However, the abundance pattern of volatiles in the silicate Earth is different from carbonaceous chondrites [e.g., 1]. More specifically, super-chondritic H/N, Ar/Xe, and F/Cl ratios of the Earth have been reported [e.g., 1]. The simplest explanation for these observations is that terrestrial volatiles were delivered and fractionated during the main accretion phase. If this is the case, elucidating the fractional processes of volatiles in terrestrial planets is a key to understanding the origin of volatiles in terrestrial planets.

In this study, we focus on the super-chondritic F/Cl ratio of the Earth. The super-chondritic F/Cl ratio of the Earth indicates the selective loss of chlorine and the preferential retention of fluorine. Previous experimental studies have shown that fluorine and chlorine are moderately to highly lithophile under high pressure and high temperature conditions [3, 4, 5]. This indicates that fluorine and chlorine would have been partitioned into mantle during core-mantle separation. Thus, fluorine and chlorine fractionation would have occurred during magma ocean solidification and/or subsequent degassing processes. In order to test the former case, we experimentally investigate the solubility of fluorine and chlorine in mantle minerals at the transition zone and lower mantle conditions.

Starting materials were composed of high-purity oxides (SiO_2 , Al_2O_3 , CaO , MgO , FeO) and iron metal (Fe) with enstatite chondritic proportion [e.g., 6]. Fluorine and chlorine were added to the mixture as CaF_2 and FeCl_2 , respectively. The starting materials were encapsulated into a graphite capsule. The experiments were performed at 18-25 GPa and 2123-2273 K using the multi-anvil press at Ehime University. The elemental compositions and phase assemblages of recovered samples were determined by raman spectroscopy, microfocused X-ray diffractometry, and electron microprobe analyzer. The abundances of fluorine and chlorine in minerals were determined by nano-scale secondary ion mass spectrometry at Atmosphere and Ocean Research Institute.

The preliminary experimental results show that the solubility of fluorine in MgSiO_3 majorite is approximately one order of magnitude higher than that of chlorine. Although we did not investigate the mineral-melt partition coefficients for fluorine and chlorine, the experimental results show that the crystallization of majorite in a deep magma ocean might have increased F/Cl ratios of the solid mantle. If the compatibility of fluorine and chlorine with other mantle minerals is similar to the case of majorite, the degassing of volatiles with high F/Cl ratios from the mantle after the escape of chlorine-rich primordial atmospheres might have yielded the current abundance pattern of terrestrial halogens. This hypothesis is consistent with the recent proposed scenario for explaining terrestrial super-chondritic Ar/Xe ratio [7].

[1] Marty, B. (2012) *Earth Planet. Sci. Lett.* 313-314, 56-66.

[2] Sharp, Z. D. et al. (2007) *Nature* 446, 1062-1065.

- [3] Mungall, J. E. & Brenan, J. M. (2003) *Can. Mineral.* 41, 207-220.
- [4] Sharp, Z. D. & Draper, D. S. (2013) *Earth Planet. Sci. Lett.* 369-370, 71-77.
- [5] Kuwahara et al. *submitted*.
- [6] Javoy, M. et al. (2010) *Earth Planet. Sci. Lett.* 293, 259-268.
- [7] Shcheka, S. S. & Keppler, H. (2012) *Nature* 490, 531-534.

キーワード : ハロゲン、マグマオーシャン

Keywords: Halogen, Magma ocean

Volatile element transport within a closed system constrained by halogens and noble gases in mantle wedge peridotites

Volatile element transport within a closed system constrained by halogens and noble gases in mantle wedge peridotites

小林 真大¹、*角野 浩史²、長尾 敬介³、石丸 聡子⁴、荒井 章司⁵、芳川 雅子⁶、川本 竜彦⁶、熊谷 仁孝⁶、小林 哲夫⁷、Burgess Ray⁸、Ballentine Chris⁹
 Masahiro Kobayashi¹、*Hirochika Sumino²、Keisuke Nagao³、Satoko Ishimaru⁴、Shoji Arai⁵、Masako Yoshikawa⁶、Tatsuhiko Kawamoto⁶、Yoshitaka Kumagai⁶、Tetsuo Kobayashi⁷、Ray Burgess⁸、Chris Ballentine⁹

1. 東京大学大学院理学系研究科地殻化学実験施設、2. 東京大学大学院総合文化研究科広域科学専攻基礎科学系、3. 韓国極地研究所、4. 熊本大学大学院自然科学研究科理学専攻地球環境科学講座、5. 金沢大学理工学域自然システム学系、6. 京都大学大学院理学系研究科附属地球熱学研究施設、7. 鹿児島大学大学院理工学研究科地球環境科学専攻、8. マンチェスター大学地球環境学教室、9. オックスフォード大学地球科学科

1. Geochemical Research Center, Graduate School of Science, University of Tokyo, 2. Department of Basic Science, Graduate School of Arts and Sciences, University of Tokyo, 3. Division of Polar Earth-System Sciences, Korea Polar Research Institute, 4. Department of Earth and Environmental Sciences, Graduate School of Science and Technology, Kumamoto University, 5. Department of Earth Sciences, Faculty of Science, Kanazawa University, 6. Beppu Geothermal Research Laboratory, Institute for Geothermal Sciences Graduate School of Sciences, Kyoto University, 7. Department of Earth and Environmental Sciences, Graduate School of Science and Engineering, Kagoshima University, 8. School of Earth and Environmental Sciences, University of Manchester, 9. Department of Earth Sciences, University of Oxford

Halogen and noble gas systematics are powerful tracers of volatile recycling in subduction zones. The presence of noble gases and halogens with seawater and sedimentary pore-fluid signatures in exhumed mantle wedge peridotites and eclogites from the Sanbagawa-metamorphic belt, southwest Japan [1,2], and in seafloor and forearc serpentinites [3] along with seawater-like heavy noble gases (Ar, Kr, and Xe) in the convecting mantle [4] strongly suggest the subduction of sedimentary-pore-fluid-like noble gases and halogens.

In order to determine how volatiles are carried into the mantle wedge and how the subducted fluids modify halogen and noble gas compositions in the mantle, we analyzed halogen and noble gas compositions of mantle peridotites containing H₂O-rich fluid inclusions collected at volcanic fronts from two contrasting subduction zones (the Avacha volcano of Kamchatka arc and the Pinatubo volcano of Luzon arcs) and orogenic peridotites from a peridotite massif (the Horoman massif, Hokkaido, Japan) which represents an exhumed portion of the mantle wedge [5].

The halogen and noble gas signatures in the H₂O-rich fluids are similar to those of marine sedimentary pore fluids and forearc and seafloor serpentinites. This suggests that marine pore fluids in deep-sea sediments are carried by serpentine and supplied to the mantle wedge, preserving their original halogen and noble gas compositions.

On the other hand, the measured Cl/H₂O and ³⁶Ar/H₂O in the peridotites are higher than those in sedimentary pore fluids and serpentine in oceanic plates. The halogen/noble gas/H₂O systematics are interpreted within a model where water is incorporated into serpentine in a closed system formed along fracture zones developed at the outer rise, where oceanic plates bend prior to entering subduction zones,

preserving Cl/H₂O and ³⁶Ar/H₂O values of sedimentary pore fluids. Dehydration–hydration process within the oceanic lithospheric mantle maintains the closed system until the final stage of serpentine dehydration. The sedimentary pore fluid-like halogen and noble gas signatures in fluids released at the final stage of serpentine dehydration are preserved due to highly channelized flow, whereas the original Cl/H₂O and ³⁶Ar/H₂O ratios are fractionated by the higher incompatibility of halogens and noble gases in hydrous minerals. The fluids are supplied to the mantle wedge beneath volcanic fronts and trapped as fluid inclusions in mantle wedge peridotites.

Some studies have argued that the sources of trace elements and water are decoupled in subduction zone magmas and that the major source of water is serpentine. Halogen and noble gas signatures found in the peridotites investigated here reveal that serpentine supplies a significant amount of water to the mantle wedge beneath volcanic fronts, and that this water is not strongly decoupled from these two groups of elements. The seawater-like noble gases in the convecting mantle [4] can be also explained by deeper subduction and/or involvement of the noble gas signatures observed in this study, to the convecting mantle.

[1] Sumino *et al.* *EPSL* 2010. [2] Sumino *et al.* *Mineral. Mag.* 2011. [3] Kendrick *et al.* *Nature Geosci.* 2011. [4] Holland & Ballentine *Nature* 2006. [5] Kobayashi *et al.* *EPSL* 2017.

キーワード：ハロゲン、希ガス、マントル、沈み込み、スラブ流体

Keywords: halogen, noble gas, mantle, subduction, slab fluids

古伊豆-小笠原-マリアナ弧（3000～4000万年前）のメルト包有物中の揮発性成分の分析と分類

Systematics of volatile elements in melt inclusions from the proto-Izu-Bonin-Mariana arc (30-40 Ma)

*浜田 盛久¹、Brandl Philipp²、牛久保 孝行³、清水 健二³、伊藤 元雄³、李 賀⁴、Savov Ivan⁵

*Morihiisa Hamada¹, Philipp A. Brandl², Takayuki Ushikubo³, Kenji Shimizu³, Motoo Ito³, He Li⁴, Ivan P. Savov⁵

1. 国立研究開発法人海洋研究開発機構地球内部物質循環研究分野、2. GEOMARヘルムホルツ海洋研究センター（キール、ドイツ）、3. 国立研究開発法人海洋研究開発機構高知コア研究所、4. 中国科学院広州地球化学研究所（中国）、5. リーズ大学地球・環境学部（英国）

1. Department of Solid Earth Geochemistry, Japan Agency for Marine-Earth Science and Technology, 2. GEOMAR Helmholtz Centre for Ocean Research, Kiel, Germany, 3. Kochi Institute for Core Sample Research, Japan Agency for Marine-Earth Science and Technology, 4. Guangzhou Institute of Geochemistry, Chinese Academy of Science, China, 5. School of Earth and Environment, The University of Leeds, UK

国際深海科学掘削計画（IODP）第351次航海「伊豆-小笠原-マリアナ弧の起源」は、古伊豆-小笠原-マリアナ（IBM）弧の残骸である九州-パラオ海嶺の西方約100kmに位置する奄美三角海盆内のU1438地点を掘削した。掘削航海では、150mの火成岩の基盤岩（Unit 1、約5200万年前にプレートの沈み込みが開始した時に形成された）のコアと、沈み込み開始直後から堆積し続けた1461mの堆積物（Unit I, II, III及びIV）のコアが回収された。我々は、4000万年前から3000万年前にかけて堆積したUnit IIIに注目して、このUnit IIIから採取した300個以上のメルト包有物の主成分元素や揮発性元素（SとCl）を電子線プローブマイクロアナライザー（EPMA）を用いて分析し、古IBM弧の火成活動の時間発展を議論してきた（Brandl et al., 2017; Hamada et al., 査読中）。

これまでの研究を進展させるため、我々は、300個以上のメルト包有物から代表的な56個のメルト包有物を選び出して、それらの中に溶存している揮発性成分（ H_2O , S, Cl, F）と P_2O_5 を、海洋研究開発機構高知コア研究所の二次イオン質量分析計を用いて分析した。分析に際しては、Shimizu et al. (2017)の検量線と標準試料を用いた。分析結果の全般的な傾向としては、4000万年前から3000万年前にかけて、揮発性元素は増加する傾向にあり（図b-c）、それは液相濃集元素である K_2O や P_2O_5 の増加傾向とも整合的である。そのため、F/ K_2O やCl/ K_2O といった揮発性成分/液相濃集元素の値は、低 K_2O 系列か中 K_2O 系列かという火山岩の系統の違いや、Hamada et al. (査読中)が決定したメルト包有物の化学組成に基づくグループ（クラスター）分けに関わらず、ほぼ一定である（図g, h）。IBM弧においては、低 K_2O 系列のマグマは火山フロントの火山に由来し、中 K_2O 系列のマグマは背弧側の火山に由来する。このことを念頭に置くと、メルト包有物の分析結果からは、(i)U1438地点に堆積した火砕物には火山フロント起源の火砕物と背弧起源の火砕物の両方があること、(ii)時間の経過に伴って、U1438地点周辺の火成活動が火山フロントの火成活動から背弧の火成活動へとシフトしていったこと、が推察される。

珪長質（デイサイト質から流紋岩質）メルト包有物（図g, hのクラスター6）の揮発性成分量は、他の苦鉄質メルト包有物の揮発性成分量とは異なっている。珪長質メルト包有物のF含有量（600-800 ppm）は、 K_2O 量が増加しても増加しない（図g）。珪長質メルト包有物は主として約3000万年前（Unit IIIの最上位）に出現する。この時期は、島弧のリフティングと背弧拡大が開始した約2500万年前の直前に相当する。この珪長質メルトは、結晶分化作用によって導かれた可能性も考えられるし、Ikeda and Yuasa (1989)が主張するように島弧リフティングや背弧拡大が開始するタイミングで生じる地殻の再溶融によって生じた可能性も考えられる。Cl濃度が異常に高いメルト包有物（図g, hのクラスター2）の起源に関しては、2つの可能性が考えられ

る。1つの可能性は、そのメルトがIBM弧の「ハロゲンに富む安山岩質メルト」(Straub and Layne, 2003)であり、もう1つの可能性は、メルトによる塩水の取り込みである。しかしながら、Clに富む(クラスター2)メルト包有物はFに富んでいないことから、「ハロゲンに富む安山岩質メルト」(Straub and Layne, 2003)には相当せず、海底熱水系において塩水を取り込んでClに富んだ可能性が高い。

引用文献

Brandl, P.A., Hamada, M., Arculus, R.J., Johnson, K., Marsaglia, K.M., Savov, I.P., Ishizuka, O., Li, H. (2017) The arc arises: The links between volcanic output, arc evolution and melt composition. *Earth Planet. Sci. Lett.* 461, 73-84.

Hamada, M., Iwamori, H., Brandl, P.A., Li, H., Savov, I.P. Evolution of the proto-Izu-Bonin-Mariana arc volcanism: Constraints from statistical analysis on geochemical data of melt inclusions (under review).

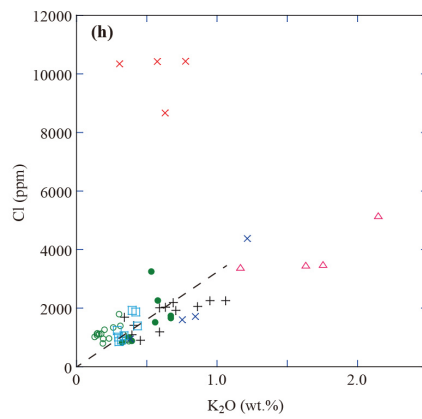
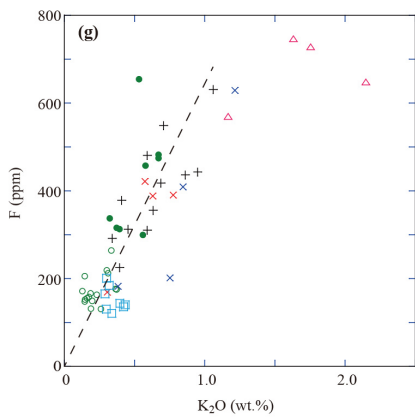
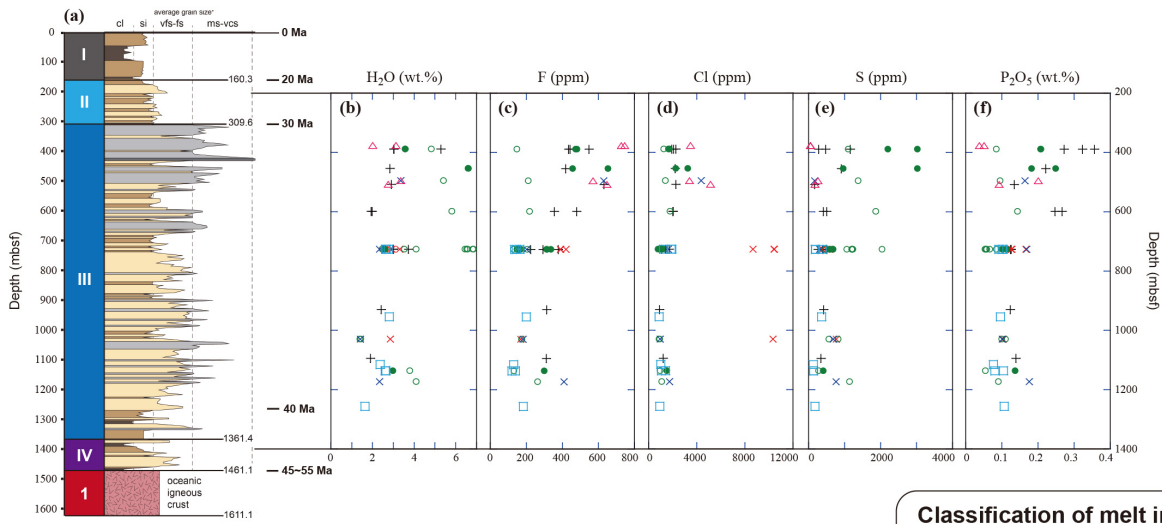
Shimizu, K., Ushikubo, T., Hamada, M., Itoh, S., Higashi, Y., Takahashi, E., Ito, M. (2017) H₂O, CO₂, F, S, Cl, and P₂O₅ analyses of silicate glasses using SIMS: Report of volatile standard glasses. *Geochem. J.* 51 (in press).

Ikeda, Y., Yuasa, M. (1989) Volcanism in nascent back-arc basins behind the Shichito Ridge and adjacent areas in the Izu-Ogasawara arc, northwest Pacific: evidence for mixing between E-type MORB and island arc magmas at the initiation of back-arc rifting. *Contrib. Mineral. Petrol.* 101, 377-393.

Straub, S.M., Layne, G.D. (2003) Decoupling of fluids and fluid-mobile elements during shallow subduction: Evidence from halogen-rich andesite melt inclusions from the Izu arc volcanic front. *Geochem Geophys Geosyst* 4(7):9003

キーワード：国際深海科学掘削計画、伊豆-小笠原-マリアナ弧、奄美三角海盆、メルト包有物、二次イオン質量分析計

Keywords: IODP, Izu-Bonin-Mariana arc, Amami Sankaku Basin, Melt inclusion, SIMS



Classification of melt inclusions by Hamada *et al.* (under review)

- + **Cluster 1 melt inclusions**
(Medium-K tholeiitic series rocks)
- × **Cluster 2 melt inclusions**
(Extremely high-Cl melt inclusions)
- **Cluster 3 (low-K) melt inclusions**
(High-S melt inclusions)
- **Cluster 3 (medium-K) melt inclusions**
(High-S melt inclusions)
- × **Cluster 4 melt inclusions**
(High-Cl melt inclusions)
- **Cluster 5 melt inclusions**
(High-Mg calc-alkaline andesites)
- △ **Cluster 6 melt inclusions**
(Dacitic-rhyolitic melt inclusions)

Fluid-fluxed melting of the mantle as the cause of intraplate magmatism over a stagnant slab: implications from Fukue Volcano Group, SW Japan

*栗谷 豪^{1,2}、柵山 徹也²、鎌田 菜都実²、横山 哲也³、中川 光弘¹

*Takeshi Kuritani^{1,2}, Tetsuya Sakuyama², Natsumi Kamada², Tetsuya Yokoyama³, Mitsuhiro Nakagawa¹

1. 北海道大学大学院理学研究院、2. 大阪市立大学大学院理学研究科、3. 東京工業大学理学院地球惑星科学系

1. Graduate School of Science, Hokkaido University, 2. Faculty of Science, Osaka City University, 3. School of Science, Tokyo Institute of Technology

The Pacific Plate subducting from the Japan Trench has accumulated in the mantle transition zone beneath NE Asia, and intraplate magmatism has been active above the stagnant Pacific slab. Since the discovery of a remnant of the Pacific slab in the mantle transition zone (Fukao et al., 1992), slab stagnation and its relationship with intraplate magmatism has received growing attention. In particular, electric conductivity observations have suggested a remarkably hydrous mantle transition zone beneath NE China (e.g., Kelbert et al., 2009), and experimental, seismic, and numerical studies have indicated that dehydration of the stagnant slab plays a significant role in magma genesis (e.g., Ohtani and Zhao, 2009). In this study, a petrological and geochemical study was carried out on basalts from a monogenetic volcano (Akashima Volcano) in the Fukue Volcano Group, SW Japan, to clarify the role of deep dehydration of the stagnant Pacific slab in the magmatism.

Akashima is a small volcanic island (0.52 km²), located southeast of Fukue Island, which is at the southwestern end of the Goto Islands. The eruption products (46.8–51.0 wt.% SiO₂) consist of a low-Si group (< 48.4 wt.%) and a high-Si group (> 48.8 wt.%), and the former predates the latter. The modal abundance of phenocrysts is typically ~5% olivine for the low-Si group. Some samples additionally contain small amounts (< 0.5%) of plagioclase phenocrysts. The products of the high-Si group typically contain ~5% olivine and ~10% plagioclase phenocrysts. The low-Si samples have higher TiO₂ and rare-earth element concentrations, and higher ⁸⁷Sr/⁸⁶Sr ratios and lower ¹⁴³Nd/¹⁴⁴Nd and ²⁰⁶Pb/²⁰⁴Pb ratios than the high-Si samples.

The low-Si samples have distinct incompatible element concentrations and Sr, Nd, and Pb isotopic compositions from those of the high-Si samples. This observation suggests that the low-Si and high-Si magmas were not produced by a series of magmatic processes. The most magnesian samples in each group are primitive (> 8 wt.% MgO), and therefore, both the low-Si and high-Si magmas originated from different source mantle materials. The H₂O contents of the primary magmas were estimated as ~2 wt.% for both the low-Si and high-Si groups. Analyses using multicomponent thermodynamics suggested that the low-Si and high-Si primary magmas were generated at ~2.5 GPa and 1345°C and at ~1.8 GPa and 1285°C, respectively. The melting pressure of ~2.5 GPa for the low-Si magma suggests its generation in the asthenospheric mantle. On the other hand, the melting pressure of ~1.8 GPa for the high-Si magma coincides well with the depth of the asthenosphere–lithosphere boundary at 60–65 km (~1.8 GPa) beneath Fukue Island (Zhu et al., 2006). Therefore, the high-Si magma is considered to have been generated by interaction of the low-Si magma with the SCLM.

The H₂O/Ce ratios of the primary low-Si magma of ~650 is higher than the range of 100–250 for normal

MORB (Michael, 1995), and is closer to the range found in subduction zone magmas (800–10000; Ruscitto et al., 2012). This observation suggests that the source mantle of the Akashima magma is significantly hydrous compared with the normal asthenospheric mantle. The mantle potential temperature for the low-Si Akashima magma, calculated as $\sim 1300^{\circ}\text{C}$, is within the range for subduction zone magmas (1150–1350 $^{\circ}\text{C}$; Lee et al., 2009). Therefore, the Akashima magma may have been generated primarily by melting of the ambient asthenospheric mantle at ~ 2.5 GPa, triggered by an influx of fluids originating from dehydration of the stagnant Pacific slab, similar to the case of the Chugaryong Volcano in Korea (Sakuyama et al., 2014). The water storage capacity of the upper mantle is significantly lower than that of the underlying mantle transition zone. Therefore, the release of fluids from the mantle transition zone to the upper mantle may suggest that the transition zone beneath Akashima was locally saturated with water.

キーワード：プレート内マグマ活動、マントル遷移層、水、停滞スラブ

Keywords: Intraplate magmatism, Mantle transition zone, Water, Stagnant slab

Temporal variation of He isotopes in fumarolic gases at Mt. Hakone, Japan

*鹿兒島 涉悟¹、佐野 有司¹、高畑 直人¹、大場 武²

*Takanori Kagoshima¹, Yuji Sano¹, Naoto Takahata¹, Takeshi Ohba²

1. 東京大学大気海洋研究所、2. 東海大学理学部化学科

1. Atmosphere and Ocean Research Institute, the University of Tokyo, 2. Department of Chemistry, School of Science, Tokai University

Volcanic and seismic activity was intensified at Mt. Hakone in 2015. Earthquake swarm activity was observed in the end of April 2015, which was followed by small eruptions at the Owakudani geothermal area from June to July. Eruptions and seismic activity had been frequently observed till about October 2015, and the activity became calm in the end of the year. From May 2015, we have been investigating $^3\text{He}/^4\text{He}$ ratios in fumarolic gases collected at two sites in the Owakudani geothermal area, located at Mt. Kamiyama which is one of the central cones of Hakone caldera. One fumarolic gas (T) is located near the parking of the geothermal area, and another fumarolic gas (S) is located on the north flank of Mt. Kamiyama, 500m far from the fumarole T. Helium isotopes in collected gases were measured with Helix-SFT or VG5400 mass spectrometer housed at Atmosphere and Ocean Research Institute. $^3\text{He}/^4\text{He}$ ratios in samples were calibrated against atmospheric value (R_a : $^3\text{He}/^4\text{He} = 1.38 \times 10^{-6}$). Since He isotopes are useful magmatic fluid tracers, temporal variations of $^3\text{He}/^4\text{He}$ ratios may provide information about volcanic activity. $^3\text{He}/^4\text{He}$ ratios at two fumaroles slightly increased until August 2015, also after the small eruptions from June to July. The corrected $^3\text{He}/^4\text{He}$ ratio at the fumarole T increased from 6.53 R_a (June) to 6.72 R_a (August), while that of the fumarole S increased from 6.57 R_a (May) to 6.76 R_a (August) in 2015. After that, the ratios at two fumaroles started to decrease. Corrected $^3\text{He}/^4\text{He}$ ratios at fumarole T and S decreased to 6.37 R_a (October 2016) and 6.45 R_a (September 2016), respectively. These variations may reflect hydro-volcanic activity at Mt. Hakone. At Mt. Ontake, the magmatic high He isotopic ratio was supplied into geothermal systems associated with excess water vapor which could have provided the driving force for the 2014 eruption (Sano et al., 2015). There is a possibility that elevation of He isotopic ratios may be related to vapor accumulation and potential activation of Mt. Hakone, while decrease in the ratios may reflect inactivation. We will also present N and Ar isotope data, and discuss gas geochemistry along the volcanic activity of Mt. Hakone.

キーワード：箱根山、火山ガス、ヘリウム同位体

Keywords: Mt. Hakone, Volcanic gas, Helium isotope

Geochemistry of olivine melt inclusions in Pitcairn Island basalts: A multiple-instrument approach

*小澤 恭弘¹、羽生 毅²、岩森 光^{2,1}、浜田 盛久²、牛久保 孝行²、清水 健二²、伊藤 元雄²、木村 純一²、常 青²、石川 剛志²

*Takahiro Ozawa¹, Takeshi Hanyu², Hikaru Iwamori^{2,1}, Morihisa Hamada², Takayuki Ushikubo², Kenji Shimizu², Motoo Ito², Jun-Ichi Kimura², Qing Chang², Tsuyoshi Ishikawa²

1. 東京工業大学、2. 国立研究開発法人海洋開発研究機構

1. Tokyo Institute of Technology, 2. Japan Agency for Marine-Earth Science and Technology

Ocean island basalts (OIBs) provide essential information on evolution of the Earth's mantle, because OIBs are sourced from plumes from the deep mantle that include recycling materials. OIBs at the Pitcairn Island show distinct geochemical characteristics from other OIBs with their enriched isotopic signatures, so called enriched mantle 1 (EM1) component. This particular feature could have been caused by the involvement of recycled materials including chemically differentiated oceanic plate slab or delaminated continental lithosphere and lower crust (e.g., Eisele et al., 2002). In order to understand behavior of volatile elements during mantle recycling, we analyzed H₂O, CO₂, F, S, and Cl in the olivine-hosted melt inclusions in the Pitcairn OIBs using a secondary ion mass spectrometry (SIMS). Major and trace elements, and Pb isotope compositions were also determined on the same melt inclusions with an electron probe micro analyzer (EPMA) and a laser ablation-inductively coupled plasma-mass spectrometer (LA-ICP-MS). Most of the olivine-hosted melt inclusions contain microcrystals due to slow cooling after emplacement of the host lavas. In the preliminary study, we found that measured element concentrations were blurred by the microcrystals. Therefore, we homogenized the melt inclusions by a heating and quenching method. Homogenization experiment was performed in a CO₂ + H₂ atmosphere using an electric furnace. For the first step, liquidus temperature of the melt inclusions was explored by altering the furnace temperature at every 25 °C between 1100 °C and 1350 °C. We found that the liquidus temperature was between 1150 °C and 1175 °C. All the olivines were then heated just above the liquidus temperature at 1150 °C or 1175 °C for 10 minutes and quenched. Previous studies showed that H₂O may be diffused out from a melt inclusion through host olivine during homogenization. In order to assess the effect on H₂O diffusion, we also heated naturally homogeneous melt inclusions in a pyroclastic rock and compared H₂O concentrations before and after heating. In this presentation, effects of homogenization on volatile compositions will be discussed. After corrections for the effects of post-entrapment crystallization, concentrations of the volatile elements together with the major and trace elements, and Pb isotopes in the melt inclusions are used to explore volatile contents in the source mantle of the Pitcairn OIBs.

Volatiles in olivine-hosted melt inclusions in HIMU basalts from Raivavae, South Pacific

*羽生 毅¹、清水 健二¹、牛久保 孝行¹、山本 順司²、木元 克典¹、中村 由里子¹、木村 純一¹、常 青¹、浜田 盛久¹、伊藤 元雄¹、岩森 光¹、石川 剛志¹

*Takeshi Hanyu¹, Kenji Shimizu¹, Takayuki Ushikubo¹, Junji Yamamoto², Katsunori Kimoto¹, Yuriko Nakamura¹, Jun-Ichi Kimura¹, Qing Chang¹, Morihisa Hamada¹, Motoo Ito¹, Hikaru Iwamori¹, Tsuyoshi Ishikawa¹

1. 海洋研究開発機構、2. 北海道大学

1. Japan Agency for Marine-Earth Science and Technology, 2. Hokkaido University

Volatile cycle in the mantle has been poorly constrained because of limited number of studies thus far on volatile compositions in the mantle-derived ocean island basalts. We performed in-situ geochemical analyses on the olivine-hosted melt inclusions (MI) from Raivavae Island in the South Pacific. MIs were homogenized on the heating stage before chemical analyses. Compositions of major elements, trace elements, volatile elements, and Pb isotopes were determined by the combination of analytical techniques using EPMA, LA-ICP-MS, and SIMS. Carbon dioxide is distributed in both glasses and shrinkage bubbles in MI. We measured CO₂ density in bubbles using micro Raman spectrometry and determined the volume ratio between bubbles and MI applying micro X-ray CT technique to calculate CO₂ in bubbles, which is added to CO₂ in glasses measured with SIMS to determine the total CO₂ in MI. The basalts from Raivavae are classified into two groups in terms of Pb isotopes. Most MI in less radiogenic-Pb basalts have similar Pb isotopic compositions to host basalts. MI in radiogenic-Pb basalts generally exhibit radiogenic (HIMU) character, but they show larger isotopic variation than the host basalts. It is notable that small number of MI have different Pb isotope ratios from host basalts, suggesting mingling of radiogenic melts and less radiogenic melts during olivine crystallization. Despite some exceptions, MI with radiogenic Pb isotopes are characterized by lower SiO₂ and higher CaO, La/Yb, and Nd/Hf than MI with less radiogenic Pb. These facts suggest that the radiogenic-Pb (HIMU) melts were formed by low-degree partial melting of carbonated source. MI with radiogenic Pb clearly show elevated Cl/Nb and F/Nd relative to MI with less radiogenic Pb. Enrichment of Cl and F in radiogenic-Pb melts implies that these elements have been transported into the mantle via subduction of hydrothermally altered oceanic crusts. The correlation of H₂O/Ce and CO₂/Nb with Pb isotopes is somewhat blurred, probably owing to degassing and diffusive loss of CO₂ and H₂O. However, MI with the most radiogenic Pb have the lowest H₂O/Ce and the highest CO₂/Nb, which may also reflect the feature of the basalt source.

キーワード：揮発性元素、海洋島玄武岩、メルト包有物

Keywords: Volatile, Ocean island basalts, Melt inclusion

Determination of water content of natural talc: application to a recipe for hydrogen manometry

*山下 茂¹

*Shigeru Yamashita¹

1. 岡山大学惑星物質研究所

1. Institute for Planetary Materials, Okayama University

Hydrogen manometry is a conventional yet powerful, absolute technique for the determinations of water contents of rocks and minerals. The concentration of water in a stoichiometric pure talc was determined by the hydrogen manometry technique so that accuracy of this technique was assessed. The talc sample was from Haicheng mine, China. Bulk chemical composition of the talc sample is ($\text{Mg}_{2.930}$, $\text{Fe}_{0.001}$) ($\text{Si}_{4.003}$, $\text{Al}_{0.002}$) on the anhydrous 11 oxygen basis (Matsumura Sangyo Co., Ltd., pers. comm.), which is nearly identical to that of the ideal talc $\text{Mg}_3\text{Si}_4\text{O}_{10}(\text{OH})_2$. Powder X-ray diffraction also shows that the sample consists thoroughly of talc, free from any possible impurity.

About 20 mg of the <38 μm size fraction of the talc sample was loaded in a Pt crucible and sealed in a quartz-glass reaction vessel. The reaction vessel was then connected to a high vacuum line, and the Pt crucible was heated to 1000 °C at the rate of ~1 °C/sec using an induction furnace to let the talc sample completely degassed. Degassing was monitored with a Pirani gauge. Degassing from the talc started at around 500 °C and ended by 800 °C. During the degassing, the released gas was continuously sublimated using liquid nitrogen, so that the gas pressure buildup in the vacuum line was kept not to exceed 10 Pa. The H_2O was cryogenically purified using an acetone - solid CO_2 mixture slurry, and then converted to H_2 gas in a deleted uranium furnace at 700 °C. The H_2 gas was transferred into a calibrated volume with a Toepler pump, and the pressure of the H_2 gas was determined. Complete thermal decomposition of the talc to enstatite + amorphous silica was confirmed by X-ray diffraction of the residue after degassing. Repeated measurements of the talc sample yielded H_2O content of 4.71 ± 0.05 wt%. This value agrees with 4.75 wt% H_2O of the ideal talc $\text{Mg}_3\text{Si}_4\text{O}_{10}(\text{OH})_2$ within analytical uncertainty.

The gas pressure buildup in the vacuum line could reach an order of kilopascal (one hundred times more than that in the present study) if the released H_2O gas was not continuously sublimated during the degassing process. Clog et al. (2012; *Geochim. Cosmochim. Acta* 83, 125-137) showed that at high temperatures under such high H_2O gas pressure, a large fraction of the H_2O gas (up to 20%) is retained in the coexisting Pt alloy, which results in a poor yield of the gas in the hydrogen manometry. Diffusion flux of H_2O (H) into Pt metal is proportional to square root of the pressure of surrounding H_2O gas. Results of the present study suggest that holding H_2O gas pressure at less than 10 Pa is a key to have accurate data from the hydrogen manometry.

キーワード : 水、水素マンOMETRY、タルク

Keywords: water, hydrogen manometry, talc